

SÜREÇ ODAKLI İngilizce Workbook

2.
SINIF



**NEW
CONTENT
FULL OFF**

**TÜRKİYE
YÜZYILI
MAARİF
MODELİ**

TAMAMI | AKILLI | KAREKOD | MEB'İN YENİ
ÇÖZÜMLÜ | TAHTA | ÇÖZÜMLÜ | KONSEPTİ



Giriş
Yayınları



İSTİKLAL MARŞI

Korkma, sönmez bu şafaklarda yüzen al sancak;
Sönmeden yurdumun üstünde tüten en son ocak.
O benim milletimin yıldızıdır, parlayacak;
O benimdir, o benim milletimindir ancak.

Çatma, kurban olayım, çehreni ey nazlı hilâl!
Kahraman ırkıma bir gül! Ne bu şiddet, bu celâl?
Sana olmaz dökülen kanlarımız sonra helâl
Hakkıdır, Hakk'a tapan, milletimin istiklâl!

Mehmet Âkif ERSOY

Türkiye Yüzyılı Maarif Modeli Kapsamında MEB'İN YENİ YÜZÜ!

Süreç odaklı değerlendirme ile birlikte kavram haritası, balık kılçığı, tanılayıcı dallanmış ağaç, yapılandırılmış grid, kelime ilişkilendirme, çalışma yaprağı, kavram karikatürleri gibi uygulamaya yönelik ölçme sistemine geçiş yapılmıştır. Buna bağlı olarak da biçimlendirici değerlendirme kapsamında yeni ölçme araçları kullanılmaya başlanmıştır. Bu kapsamda kitabımızda biçimlendirici değerlendirme etkinlik örneklerine yer verilmiştir. Etkinliklerde Türkiye Yüzyılı Maarif Modeli öğretim programları dahilinde ele alınan değerler, öğrencilerin gelişim özellikleri göz önünde bulundurularak verilmiştir. Etkinlikler, uygulama aşamaları ve anlaşılır yönergeleri ile süreç odaklı değerlendirme anlayışına uygun oluşturulmuştur.

Kitabımız, MEB'in yeni öğretim programına ve haftalık öğrenme çıktılarına göre hazırlanmıştır. Ayrıca eğlenceli gör-sellerle ve ferah sayfa dizaynları ile ön plana çıkan kitabımız, öğretim sürecini değerlendirme aşamasında öğretmenlerimiz için önemli birer materyal olacaktır.

CONTENTS

THEME 1: SCHOOL LIFE 3

MULTIFACETED ASSESSMENT 22

THEME 2: CLASSROOM LIFE 24

MULTIFACETED ASSESSMENT 45

THEME 3: PERSONAL LIFE 47

MULTIFACETED ASSESSMENT 67

THEME 4: FAMILY LIFE 69

MULTIFACETED ASSESSMENT 88


THEME 5: HOMES - HOUSES - NEIGHBOURHOODS 90

MULTIFACETED ASSESSMENT 111

THEME 6: LIFE IN THE CITY - THE WORLD 113

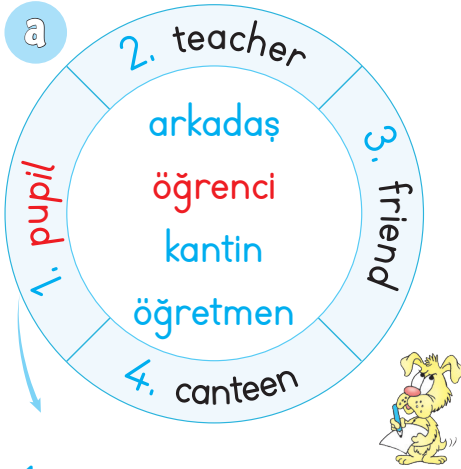
MULTIFACETED ASSESSMENT 133

ANSWER KEY 135

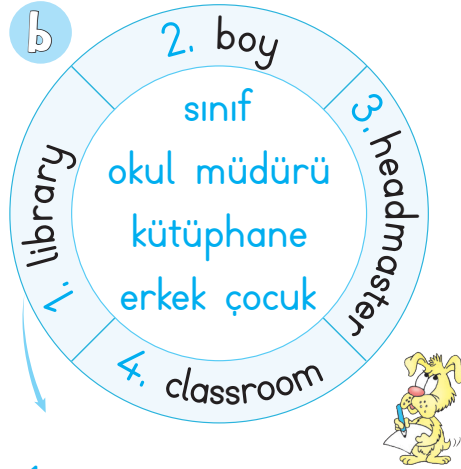





A. Do the exercise as in the example. (Alıştırırmayı örnekteki gibi yapalım.)



1. pupil - öğrenci
2.
3.
4.



1.
2.
3.
4.



1.
2.
3.
4.



1.
2.
3.
4.



1.
2.
3.
4.



1.
2.
3.
4.

19 - 23 Doğru Cevap

11 - 18 Doğru Cevap

6 - 10 Doğru Cevap

0 - 5 Doğru Cevap



MÜKEMMEL



iyi



ORTA



GELİŞTİRİLMELİ



B. Look at the pictures and write. (Resimlere bakalım ve yazalım.)



playground	headmaster	lunch hall
sports hall	classroom	canteen
library	teachers' room	garden



a. library




b.



c.




d.



e.



f.



g.



h.



i.






C. Look at the pictures and answer. (Resimlere bakalım ve cevaplayalım.)



QUESTIONS

1. What is this?
2. What is it?
3. What is this?
4. What is it?
5. What is this?
6. What is it?
7. What is this?
8. What is it?
9. What is this?
10. What is it?



Let's
look
and
answer!

ANSWERS

* It is / It's a canteen.

- *
- *
- *
- *
- *
- *
- *
- *
- *
- *

Kendinizi aldığınız yıldız sayısı ile değerlendiriniz.

0 - 3 doğru: ★

4 - 7 doğru: ★★

8 - 9 doğru: ★★★

Aldığım yıldız sayısı →

1 yıldız →

3 yıldız →




D. Follow the instruction. (Yönergeyi takip edelim.)

Instruction (Yönerge): Türkçe sözcüklerin İngilizce anlamlarını yapılandırılmış gridden bulalım ve örnekteki gibi yazalım.

canteen	library	garden	teacher
friend	lunchroom	classroom	playground
sports hall	girl	principal	pupil

Turkish Meanings

1. yemekhane
2. spor salonu
3. kız
4. öğrenci
5. kütüphane
6. bahçe
7. kantin
8. oyun alanı
9. arkadaş
10. sınıf
11. öğretmen
12. okul müdürü

**English Meanings**

- * lunchroom
- *
- *
- *
- *
- *
- *
- *
- *
- *
- *
- *



E. Complete and write. (Tamamlayalım ve yazalım.)

1

p_ay_ro_nd

c_nt_e_



a. This is a playground.



b.

2

te__her

_eadm_st_r



a.



b.


3

ga_d_n

s_or_s ha_l



a.



b.


4

li__ary

c_ass_o_m



a.



b.


5

p_p_l

s_art bo_r_



a.



b.

6

g_r_

b_y



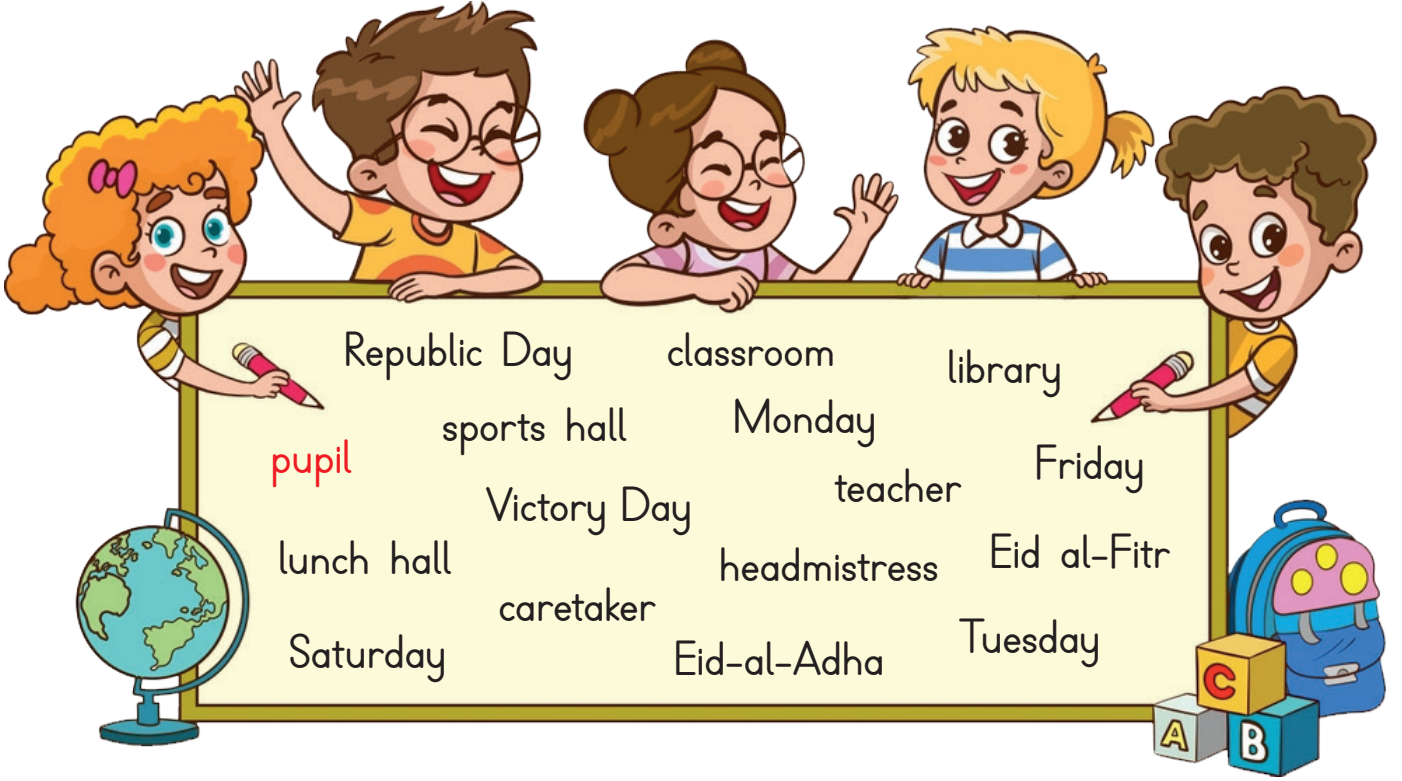
a.



b.



F. Categorise the words. (Kelimeleri sınıflandıralım.)



People in
the School

- * pupil
- *
- *
- *
- *

Places in
the School

- *
- *
- *
- *

Days of
the Week

- *
- *
- *
- *

National and
Religious Days

- *
- *
- *
- *

KENDİMİ DEĞERLENDİRİYORUM

Etkinliği doğru yaptım. ☐

Etkinliği yanlış yaptım. ☐



G. Ask and answer as in the example. (Örnekteki gibi soralım ve cevaplayalım.)



What is this?



This is a headmistress' room.





H. Answer the questions. (Soruları cevaplayalım.)

Pictures

1



2



3



4



5



6



7



8



Questions

1. Where are the pupils?

2. Where is the principal?

3. Where is the coach?

4. Where are the kids?

5. Where is the boy?

6. Where is the girl?

7. Where are your friends?

8. Where are the teachers?

Answers

1. They are in the
garden.....

2.

3.

4.

5.

6.

7.

8.

Öz Değerlendirme Formu

Sorulara cevap vermekte güçlük çektim.

Evet



Hayır





1. Put the words in the correct order. (Kelimeleri doğru sıraya koyalım.)

- | | | |
|-----------------------------------------------------------------------------------------------------------------------------------------------------------------------------------------------|--|--------------------------------------------------------------------------------------------------------------------------------------------------------------------------|
| <div style="border: 1px solid orange; border-radius: 10px; padding: 5px; display: inline-block; background-color: #e0f2f1;"> 1 name / what / your / is / ? </div> | | <div style="border: 1px solid orange; border-radius: 10px; padding: 5px; display: inline-block; background-color: #fff9c4;"> What is your name? </div> |
| <div style="border: 1px solid orange; border-radius: 10px; padding: 5px; display: inline-block; background-color: #e0f2f1;"> 2 my / is / teacher / English / she / . </div> | | <div style="border: 1px solid orange; border-radius: 10px; padding: 5px; display: inline-block; background-color: #fff9c4;"> </div> |
| <div style="border: 1px solid orange; border-radius: 10px; padding: 5px; display: inline-block; background-color: #e0f2f1;"> 3 today / is / what / it / day / ? </div> | | <div style="border: 1px solid orange; border-radius: 10px; padding: 5px; display: inline-block; background-color: #fff9c4;"> </div> |
| <div style="border: 1px solid orange; border-radius: 10px; padding: 5px; display: inline-block; background-color: #e0f2f1;"> 4 teachers' room / this / a / is / . </div> | | <div style="border: 1px solid orange; border-radius: 10px; padding: 5px; display: inline-block; background-color: #fff9c4;"> </div> |
| <div style="border: 1px solid orange; border-radius: 10px; padding: 5px; display: inline-block; background-color: #e0f2f1;"> 5 you / are / how / ? </div> | | <div style="border: 1px solid orange; border-radius: 10px; padding: 5px; display: inline-block; background-color: #fff9c4;"> </div> |
| <div style="border: 1px solid orange; border-radius: 10px; padding: 5px; display: inline-block; background-color: #e0f2f1;"> 6 good / friend / my / morning / . </div> | | <div style="border: 1px solid orange; border-radius: 10px; padding: 5px; display: inline-block; background-color: #fff9c4;"> </div> |
| <div style="border: 1px solid orange; border-radius: 10px; padding: 5px; display: inline-block; background-color: #e0f2f1;"> 7 girl / who / this / is / ? </div> | | <div style="border: 1px solid orange; border-radius: 10px; padding: 5px; display: inline-block; background-color: #fff9c4;"> </div> |
| <div style="border: 1px solid orange; border-radius: 10px; padding: 5px; display: inline-block; background-color: #e0f2f1;"> 8 is / my / Aylin / name / . </div> | | <div style="border: 1px solid orange; border-radius: 10px; padding: 5px; display: inline-block; background-color: #fff9c4;"> </div> |
| <div style="border: 1px solid orange; border-radius: 10px; padding: 5px; display: inline-block; background-color: #e0f2f1;"> 9 you / tomorrow / see / ! </div> | | <div style="border: 1px solid orange; border-radius: 10px; padding: 5px; display: inline-block; background-color: #fff9c4;"> </div> |
| <div style="border: 1px solid orange; border-radius: 10px; padding: 5px; display: inline-block; background-color: #e0f2f1;"> 10 meet / you / to / nice / ! </div> | | <div style="border: 1px solid orange; border-radius: 10px; padding: 5px; display: inline-block; background-color: #fff9c4;"> </div> |



J. Do the exercise as in the example. (Alıştırmayı örnekteki gibi yapalım.)

◆ Who's he?

◆ Good afternoon.

◆ Good evening.

◆ See you.

◆ Hello.

◆ Good night.

◆ Good morning.

◆ Friday

◆ pupil

◆ Thanks.

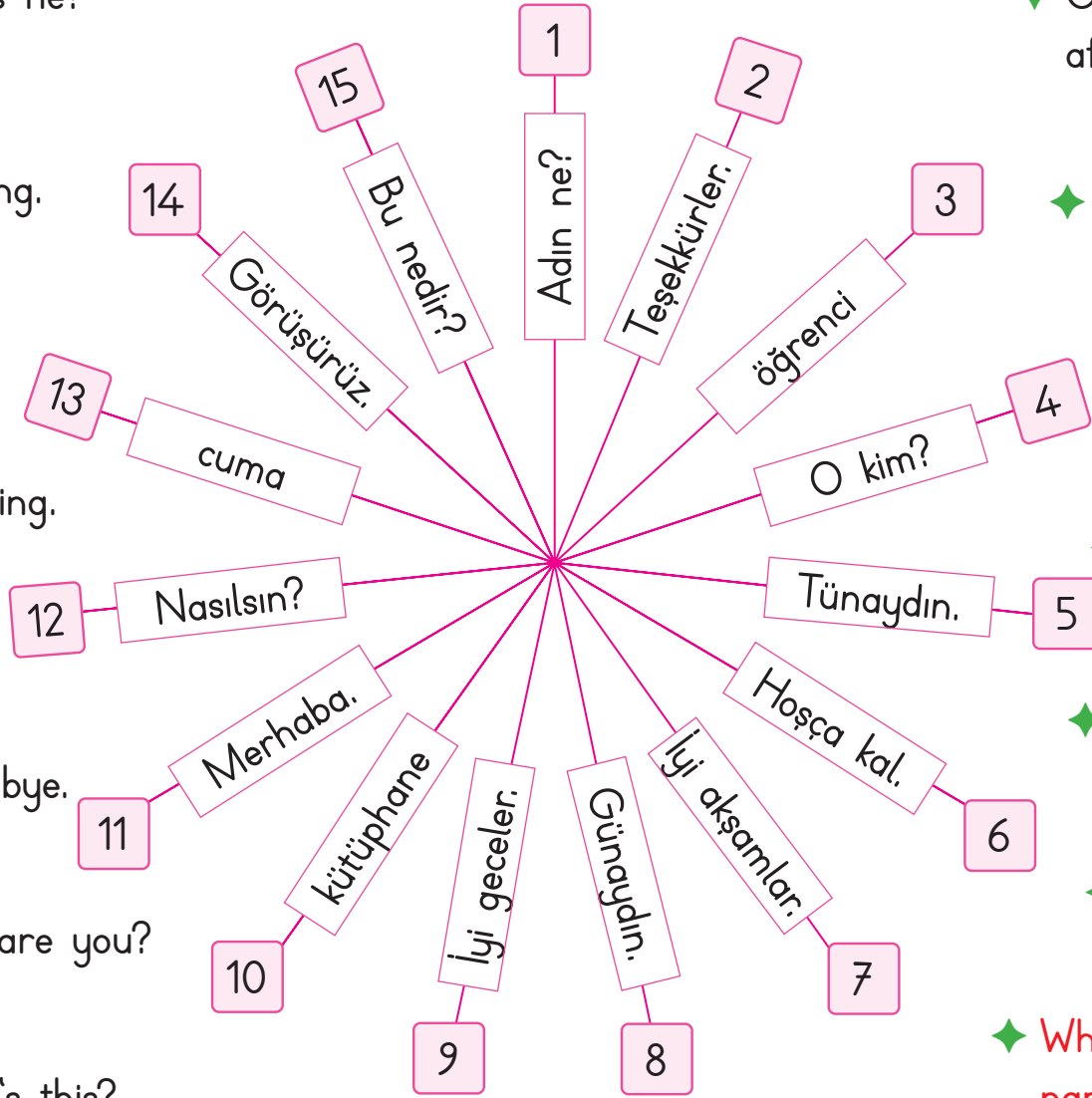
◆ Goodbye.

◆ library

◆ How are you?

◆ What's your name?

◆ What's this?



1	2	3	4	5
What's your name?				
6	7	8	9	10
11	12	13	14	15



K. Write the English meanings of the sentences. (Cümlelerin İngilizce anlamlarını yazalım.)

- Good evening.
- Good morning.
- How are you?
- Goodbye.
- **Good afternoon.**
- Nice to meet you.
- What's your name?
- It is Tuesday today.
- I'm fine. And you?
- See you tomorrow.

Tünaydın.

1

Good afternoon.

Nasılsın?

2

Bugün salı.

3

İyiyim. Ya sen?

4

Günaydın.

5

Yarın görüşürüz.

6

Tanıştığımıza memnun oldum.

7

İyi akşamlar.

8

Hoşça kal.

9

Senin adın ne?

10





L. Choose the sentences and write. (Cümleleri seçelim ve yazalım.)

See you.	I'm great. Goodbye.
Hi.	I'm Tim. What's your name?
Bye. See you later.	Hello.
Me, too. How are you?	I'm fine, thanks. And you?
My name is Mia.	Nice to meet you.

Hello.
Merhaba.

Benim adım Mia.

Tanıştığımıza memnun oldum.

İyiyim, teşekkürler. Ya sen?

Hoşça kal. Sonra görüşürüz.

Merhaba.

Ben Tim. Senin adın ne?

Ben de. Nasılsın?

Harikayım. Hoşça kal.

Görüşürüz.

8 - 9 Doğru Cevap



MÜKEMMEL

5 - 7 Doğru Cevap



İYİ

3 - 4 Doğru Cevap



GELİŞTİRİLMELİ

0 - 2 Doğru Cevap



KONU TEKRARI



M. Write the instructions and requests. (Talimatları ve rica cümlelerini yazalım.)

SENTENCES

Stand up,
please.

Open the
window, please.

Sit down,
please.

Clean the
board, please.

Listen to me,
please.

Raise your hand,
please.

Close the door,
please.

Be quiet,
please.

Come here,
please.

PICTURES

1



Raise your
hand, please.

2




.....
.....

3



.....
.....

4




.....
.....

5



.....
.....

6



.....
.....

7



.....
.....

8



.....
.....

9



.....
.....



N. Answer the questions according to the clues. (İpuçlarına göre soruları cevaplayalım.)



It's first day
of the week.

1 Answer

What day of the
week is it?

It is / It's

Monday today.



It's third day
of the week.

2 Answer

What day of the
week is it?



It's fifth day
of the week.

3 Answer

What day of the
week is it?



It's second day
of the week.

4 Answer

What day of the
week is it?



It's seventh day
of the week.

5 Answer

What day of the
week is it?



It's fourth day
of the week.

6 Answer


What day of the
week is it?



It's sixth day
of the week.

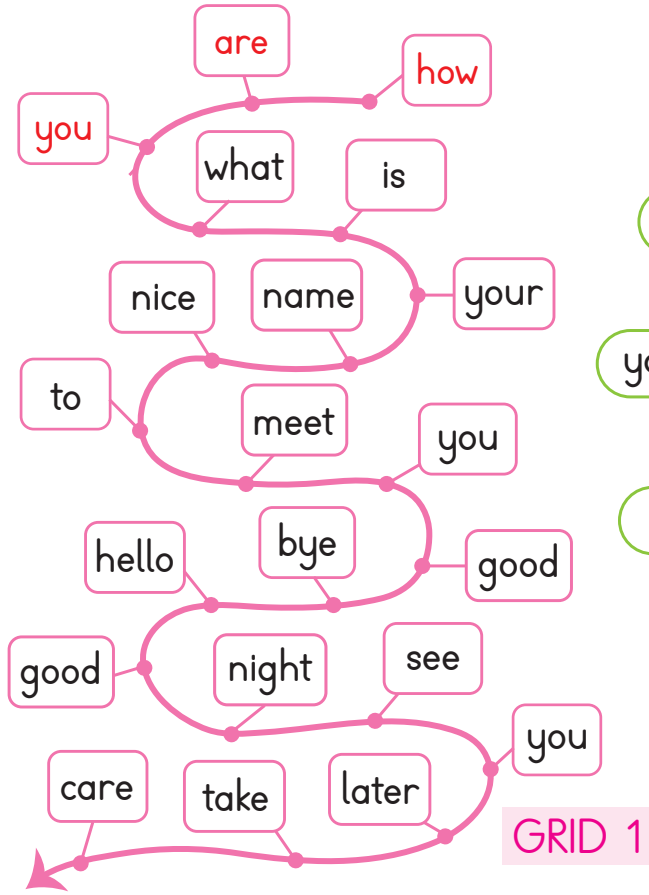
7 Answer

What day of the
week is it?





○ Do the exercise as in the example. (Alıştırırmayı örnekteki gibi yapalım.)



GRID 1



1. How are you?
2.
3.
4.
5.
6.
7.
8.

GRID 2



1. I'm fine, thanks.
2.
3.
4.
5.
6.
7.
8.

Kendimi Değerlendiriyorum

Her zaman

Kısmen

Hiçbir zaman

Selamlaşma ve vedalaşma ifadelerine karşılık verebiliyorum.



P. Complete the sentences and write. (Cümleleri tamamlayalım ve yazalım.)




1.



2.



3.



4.



5.

* **Come** to the board, please!

* your hand, please!

* up, please!

* Come please!

* the rubber, please!

* Look at the please!

* Listen! Be please!


* your book, please!

* down, please!

* the window, please!




8.




6.



9. **Come to the**
board, please!




7.



10.



Q. Order the sentences to make dialogues. (Diyaloglar oluşturmak için cümleleri sıralayalım.)



Making Meaningful Dialogues



A. Hello, my name is Leyla.

B.

C.

D.

❁ Hi, I'm Nancy.

1

❁ Nice to meet you, too.

❁ Nice to meet you, Nancy.

❁ Hello, my name is Leyla.

A.

B.

C.

D.

❁ I'm good, too.

2

❁ Hi, my name is Sue. How are you?

❁ Hello! I'm Bob. What's your name?

❁ I'm good, thanks. And you?

A.

B.

C.

D.

❁ I'm fine, thanks. You?

3

❁ Good morning, Paul.

❁ I'm great. See you. Bye.

❁ Good morning. How are you?

A.

B.

C.

D.

❁ I'm great, thanks. And you?

4

❁ I'm okay. Nice to meet you.

❁ Hi, I'm Amy. What's your name?

❁ Hi, my name is Tom. How are you?



R. Answer the questions using the words. (Kelimeleri kullanarak soruları cevaplayalım.)

QUESTIONS

1. Who is she?

2. Where is the boy?

3. What is this?

4. What day is it today?

5. What is your name?

6. Who is he?

7. How are you?

8. What day of the week is it?

9. Where are the pupils?

10. Can I sit here?

WORDS



principal

canteen

board

Monday

Firat

art teacher

fine

Saturday

sports hall


Sure!

ANSWERS

She is a principal.



5. Choose the correct one and write. (Doğru olanı seçelim ve yazalım.)



1. Günaydın.

Good

morning.

Good afternoon.

Good morning.

Good evening.




2. Tünaydın.

Good morning.

Good night.

Good afternoon.



3. Hoşça kal.

Goodbye.

See you.

Hello.



4. İyiyim.

I'm great.

I'm bad.

I'm okay.



5. Nasılsın?

And you?

Who is she?

How are you?




6. İyi akşamlar.

Good night.

Good evening.

Good morning.



7. Merhaba.

Thank you.

Goodbye.

Hello.



8. Ya sen?

And you?

What is this?

How are you?

KENDİMİ DEĞERLENDİRİYORUM

Etkinliği doğru yaptım.



Etkinliği yanlış yaptım.





1. _anteen _ibrary _arden

l / p / g

t / g / p

c / l / g

Yukarıdaki sözcüklerin ilk harfleri hangileridir?

.....

2. **Group 1**

- pupil
- teacher
- canteen

Group 2

- library
- caretaker
- classroom

teacher /
library

pupil /
classroom

canteen /
caretaker

Yapılan hatayı düzeltmek için gruplardaki hangi sözcüklerin yer değiştirmesi gerekir?

.....

3. Good morning! Good afternoon! ? Good night!

Goodbye!

Good evening!

Hello!

"?" yerine hangi ifade gelir?

.....



My name is Larry.

Who is this kid?

How are you?

What's your name?

Larry hangi soruya cevap vermiştir?

.....

5.



Can I go out?

Can I sit here?

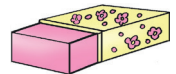
Can I come in?

Hangi soru yukarıdaki görsellerden herhangi birine karşılık gelmez?

.....

6.

This is a/an



eraser

crayon

sharpener

Görsele göre boşluğa hangisi gelir?

.....



7.



Rosie

What day is it today?

It's Friday.

Hello.

It's a desk.

Rosie'nin sorusuna verilecek doğru cevap hangisidir?

8. Emily: Who is she?

Tim: She's Mrs Hope.



She is my friend, Wilma.

She is my English teacher.

She is in the teacher's room.

Görsele göre boşluğa hangi ifade gelir?

9. Aslı: Where is Kevin?

Sam: He is in the He's studying.

canteen

garden

library

Boşluk hangi sözcük ile tamamlanır?

10.

Open the window, please.



Picture 1



Picture 2



Picture 3

Yukarıdaki ifade hangi resme karşılık gelmektedir?

11.

A: is this?

B: It is a playground.

What

Where

Who

Boşluğa hangi soru sözcüğü gelir?

12.



Good
afternoon.

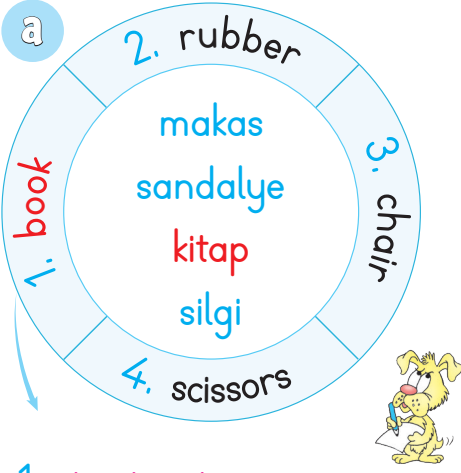
Good
evening.

Good
morning.

Görsele uygun selamlaşma ifadesi hangisidir?



A. Do the exercise as in the example. (Alıştırmayı örnekteki gibi yapalım.)



1. book - kitap
2.
3.
4.



1.
2.
3.
4.



1.
2.
3.
4.



1.
2.
3.
4.



1.
2.
3.
4.



1.
2.
3.
4.

19 - 23 Doğru Cevap



11 - 18 Doğru Cevap



6 - 10 Doğru Cevap


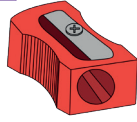


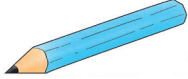

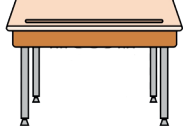


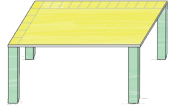


0 - 5 Doğru Cevap



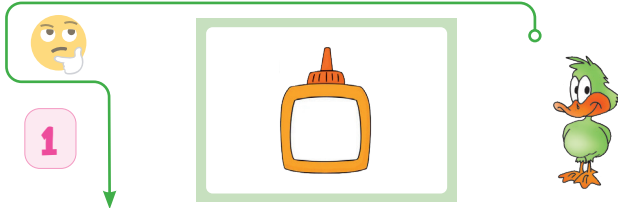


B. Arrange the words and write. (Kelimeleri düzenleyelim ve yazalım.)

1	<p>a </p> <p>b </p>	2
epnlic		dkse
3	<p>c </p> <p>d </p>	4
balet	pencil case	hrcia
5	<p>e </p> <p>f </p>	6
balcabdkor		snrpereha
7	<p>g </p> <p>h </p>	8
hckal		pinlec aces
9	<p>i </p> <p>i </p>	10
cklco		bcoskaoe




C. Look at the pictures and answer. (Resimlere bakalım ve cevaplayalım.)



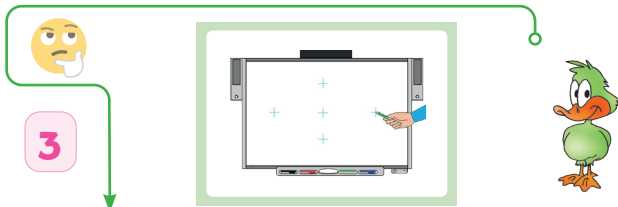
A: What is it?

B: It is / It's a glue.




A: What is it?

B:




A: What is it?

B:



A: What is it?

B:




A: What is it?

B:



A: What is it?

B:



A: What is it?

B:


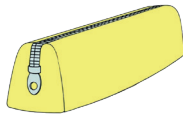
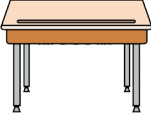











A: What is it?

B:



D. Do the exercise as in the example. (Alıştırımayı örnekteki gibi yapalım.)

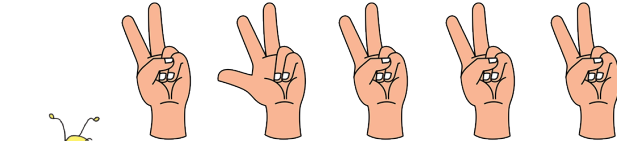
1.	 blue scissors The scissors are blue.	2.	 yellow
3.	 brown 	4.	 green
5.	 orange 	6.	 purple
7.	 black 	8.	 white
9.	 red 	10.	 pink

DEĞERLENDİRME FORMU	EVET 	HAYIR 
Varlıkların İngilizce isimlerini ve renklerini biliyorum.		
Varlıkların isimleri ve renkleri ile cümleler kurabiliyorum.		

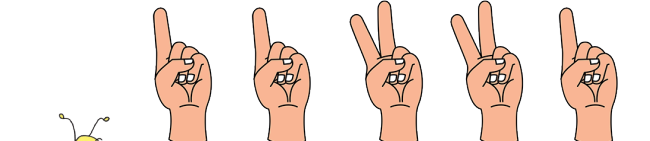





E. Count the open fingers and write. (Açık parmakları sayalım ve yazalım.)



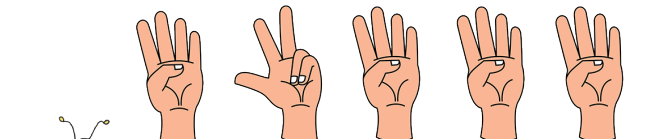
Number of Fingers:
a. eleven - 11



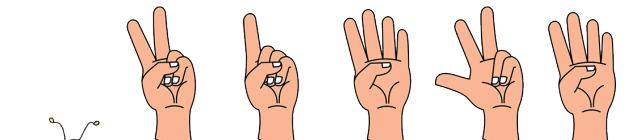
Number of Fingers:
b. _____




Number of Fingers:
c. _____



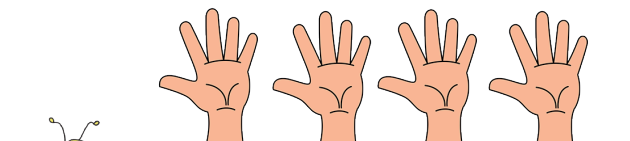
Number of Fingers:
d. _____



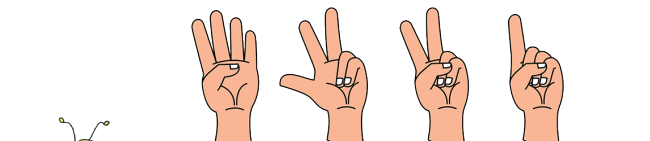
Number of Fingers:
e. _____




Number of Fingers:
f. _____




Number of Fingers:
g. _____



Number of Fingers:
h. _____



Number of Fingers:
i. _____



Number of Fingers:
i. _____



F. Answer the questions. (Soruları cevaplayalım.)

1. How many schoolbags?

Eight schoolbags.

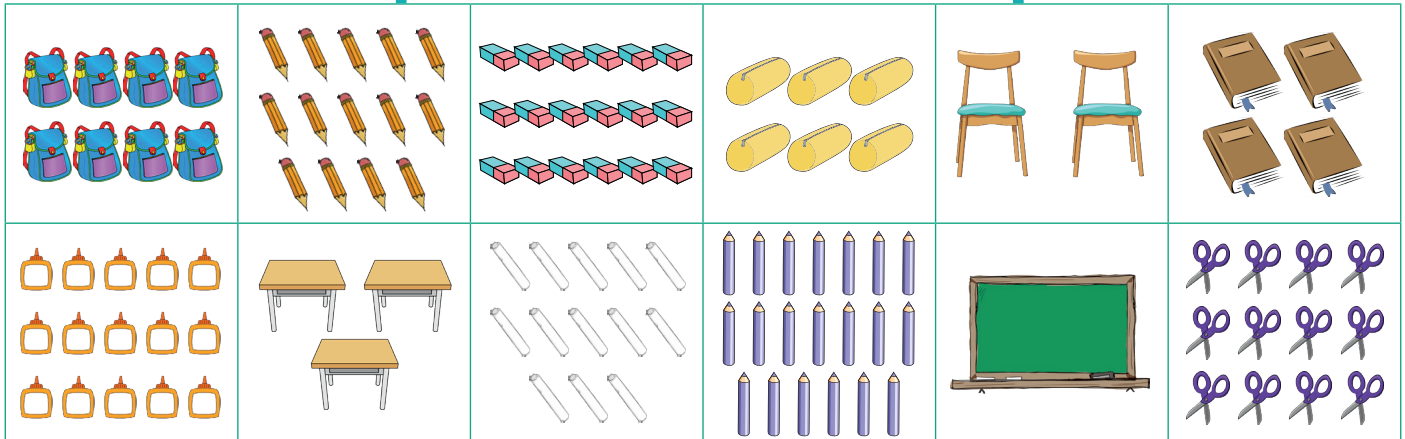
2. How many pencils?

3. How many rubbers?

4. How many pencil cases?

5. How many chairs?

6. How many books?



7. How many glues?

8. How many desks?

9. How many chalks?

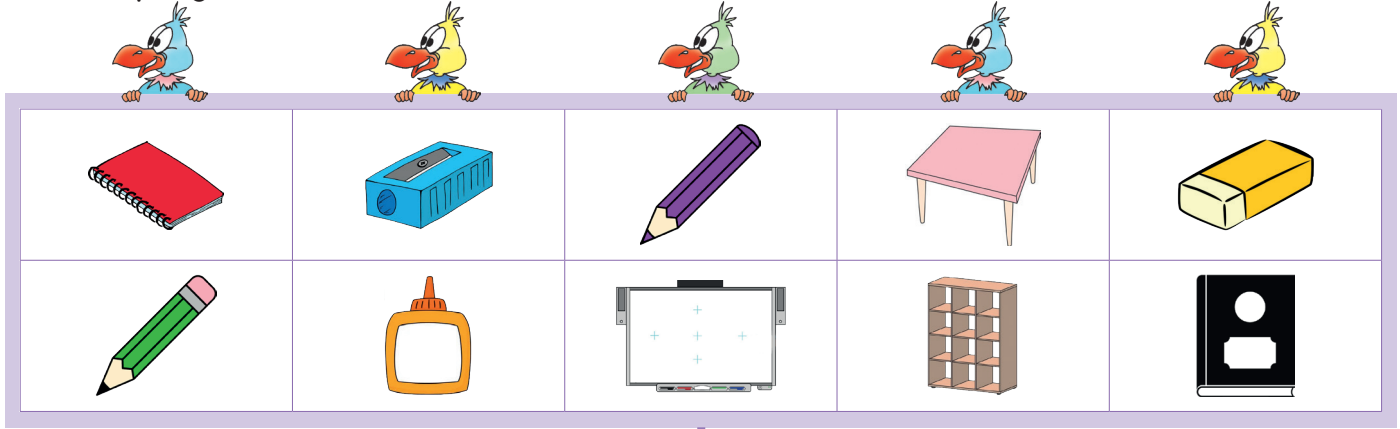
10. How many crayons?

11. How many boards?

12. How many scissors?



G. Ask and answer as in the example. (Örnekteki gibi soru soralım ve cevaplayalım.)



What colour is the notebook?

1

The notebook is red.

2

3

4

5

6

7

8

9

10



H. Do the exercise as in the example. (Alıştırmayı örnekteki gibi yapalım.)

1. She is Aslı. This is
..... **her** crayon.

O, Aslı. Bu onun
..... **boya kalem**

5. You're a teacher. They
are students.

.....

2. I'm Tom. This is
..... book.

.....

6. She is Mia. This
is rubber.

.....

3. He is John. This
is pencil.

.....

7. I am Can. This is
..... computer.

.....

4. We are pupils.
This's teacher.

.....

8. They are friends.
This is desk.

.....

1. **my** / his / her

2. **his** / their / my

3. **her** / our / his

4. **their** / my / our

5. **your** / his / its

6. **my** / our / her

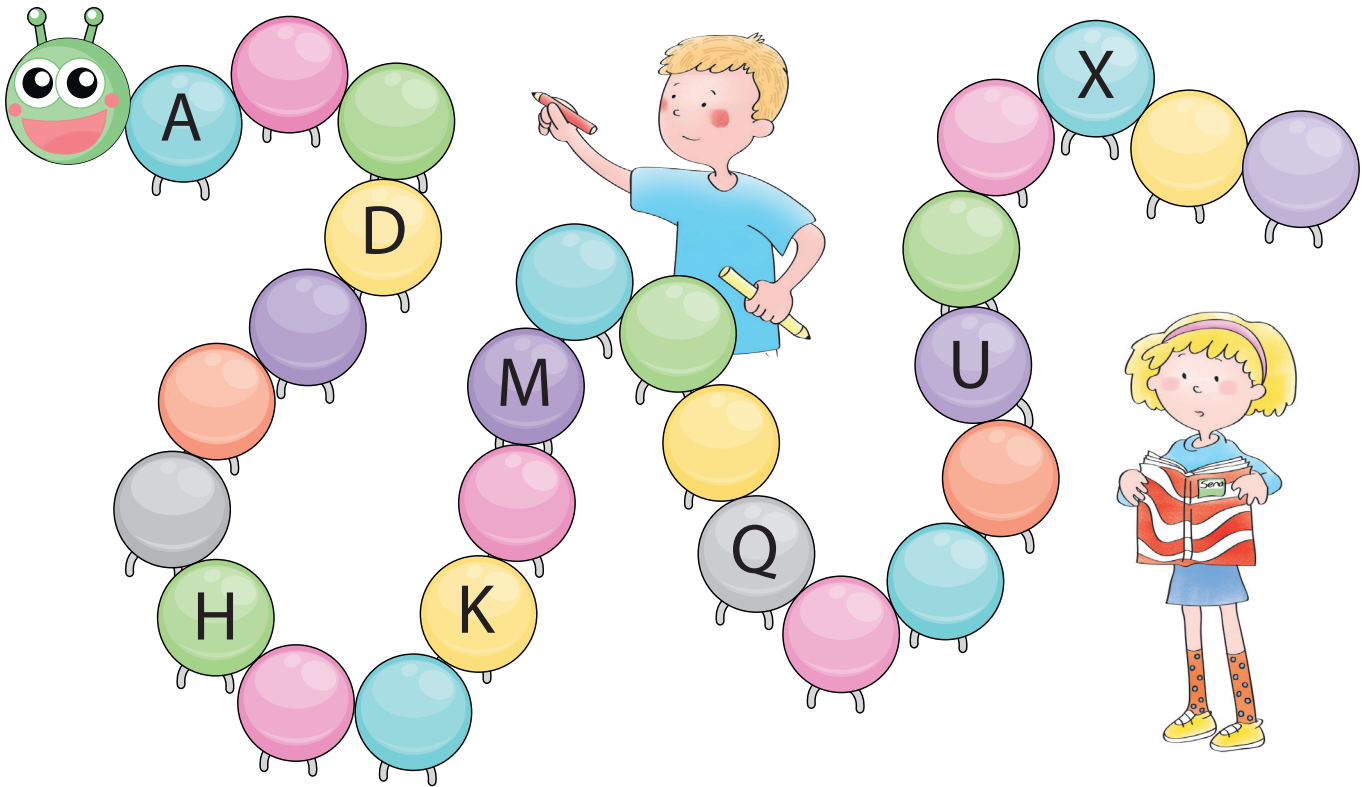
7. **my** / your / their

8. **our** / their / its

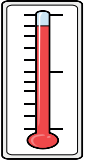
KENDİMİ DEĞERLENDİRİYORUM	Kismen	Her zaman	Hiçbir zaman
Sahiplik belirten sözcükleri biliyorum.	👍	👏	👎
Cümlelerin eksik kısımlarını tamamlayabiliyorum.	👍	👏	👎



I. Find the missing letters and write. (Eksik harfleri bulalım ve yazalım.)




J. Look at the pictures and answer. (Resimlere bakalım ve cevap verelim.)

1 


A: How is the weather?

B: It is / It's hot.

2 

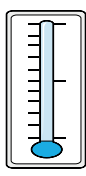
A: How is the weather?

B: _____

3 

A: How is the weather?

B: _____

4 

A: How is the weather?

B: _____



K. Do the exercise as in the example. (Alıştırırmayı örnekteki gibi yapalım.)



your / raise /
please / hand / !

1. Raise your
hand, please!

picture / show /
please / your / !

2.
.....

the / please /
pass / pencil / !

3.
.....

please / the /
door / open / !

4.
.....

to / please / board / the / come / !

9.

TURKISH MEANINGS

1. Lütfen elini kaldır!

2.

3.

4.

5.

6.

7.

8.

9.

10.



to / please / point /
the / blackboard / !

5.
.....

please / name /
your / say / !

6.
.....

window / the /
please / close / !

7.
.....

colour / please /
picture / the / !

8.
.....

please / up / stand / !

10.



L. Choose the correct words and write. (Doğru kelimeleri seçelim ve yazalım.)

1



Put your rubbers
in the bag, please!

Show

Put

Open

2



..... a sharpener,
please!

Come

Listen

Draw

3



Good job!
down, please!

Sit

Stand

Repeat

4



Hurry up!
here, please!

Raise

Open

Come

5



Listen! quiet
please!

Be

Sit

Draw

6



..... your hand,
please!

Colour

Raise

Listen

7



..... your book,
please!

Put

Come

Close

8



Time's up!
up, please!

Stand

Repeat

Sit

9



..... at the
board, please!

Draw

Colour

Look

10



Well done!
your picture, please!

Show

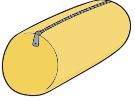
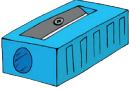
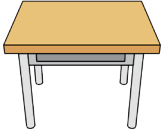


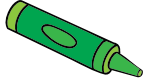




Repeat

Say



M. Make sentences as in the example. (Örnekteki gibi cümleler kuralım.)

- ✿ crayon / green ✿ glue / orange ✿ board / black ✿ book / red
 ✿ eraser / pink ✿ chalk / white ✿ chair / purple
 ✿ desk / brown ✿ sharpener / blue ✿ pencil case / yellow

	This is a pencil case. It is yellow.	1	2		
		3	4		
		5	6		
		7	8		
		9	10		

Tüm cümleleri doğru yazdınız mı? Cevabınıza göre uygun yüz ifadesini işaretleyiniz.

😊 😞	😊 😞	😊 😞	😊 😞	😊 😞	😊 😞	😊 😞	😊 😞	😊 😞	😊 😞
1 ○ ○	2 ○ ○	3 ○ ○	4 ○ ○	5 ○ ○	6 ○ ○	7 ○ ○	8 ○ ○	9 ○ ○	10 ○ ○



N. Ask questions according to the underlined words / phrases. (Altı çizili kelimelere / ifadelere göre sorular soralım.)

Sentences

Questions

1. This is a whiteboard.



*

What is this?

2. Nineteen coloured pencils.



*

3. It is snowy.



*

4. Yes, you can go outside.



*

5. The notebook is green.



*

6. She is my English teacher.



*

7. My name is Alice.



*

8. I'm great, thanks.



*

9. He is in the library.



*

10. It is Sunday today.



*



○ Look at the pictures and write. (Resimlere bakalım ve yazalım.)

- * Can I clean the board? * Can you close the door? * Can I come in?
- * Can you pass the crayon? * Can you give me the book?
- * Can I use your computer? * Can you pass the rubber?
- * Can I open the window? * Can I go outside?



1



Can you pass
the crayon?

2



3



4



Give me the book, please.
Here you are.
Thank you.

5




6



7



8



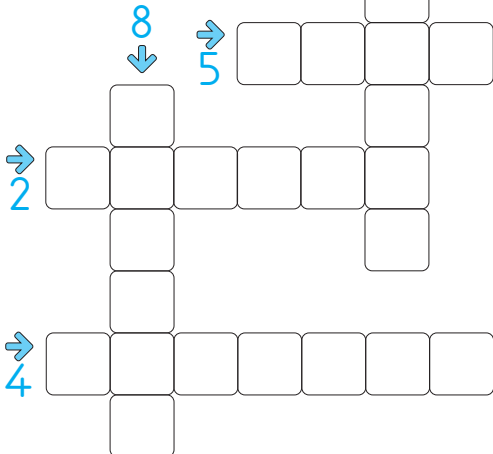
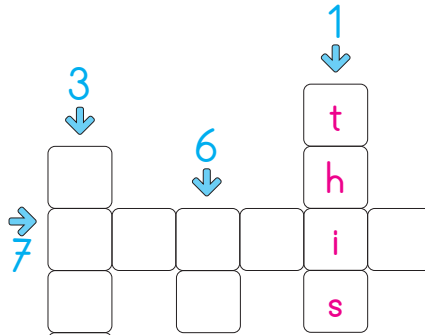


9





P. Solve the puzzle. (Bulmacayı çözelim.)

1. **Andy:** What is this ?**Nancy:** It is a smart board.2. **Chris:** What is the chair? 6. **Oscar:** Whose bike is it?**Emma:** The chair is blue.**Mia:** It is bike. I like cycling.3. **Kevin:** How many scissors?7. **Dan:** I'm sorry, I'm late.**Lily:** Fourteen .Can I ?4. **Tony:** How is the ?**Teacher:** Of course, you can.**Judy:** It is raining.8. **Nora:** Can I go to the ?**Teacher:** Yes, you can.

ÖZ DEĞERLENDİRME FORMU	Evet	Hayır
Bulmacayı doğru kelimeleri bularak tamamladım.		
Kelimelerin İngilizce karşılıklarını doğru bir şekilde yazdım.		




Q. Follow the instruction. (Yönergeyi takip edelim.)




INSTRUCTION (YÖNERGE)

- Verilen sayılardan bir önce gelen sayıları tablonun "Before" kısmına İngilizce olarak yazalım.
- Verilen sayılardan bir sonra gelen sayıları tablonun "After" kısmına İngilizce olarak yazalım.


A

Before		After
two	3	four
	7	
	10	


B

Before		After
	12	
	8	
	14	


C

Before		After
	16	
	18	
	4	


D

Before		After
	5	
	2	
	17	

E

Before		After
	6	
	13	
	15	

F

Before		After
	19	
	9	
	11	



board

quiet

picture

colour

raise

look

door

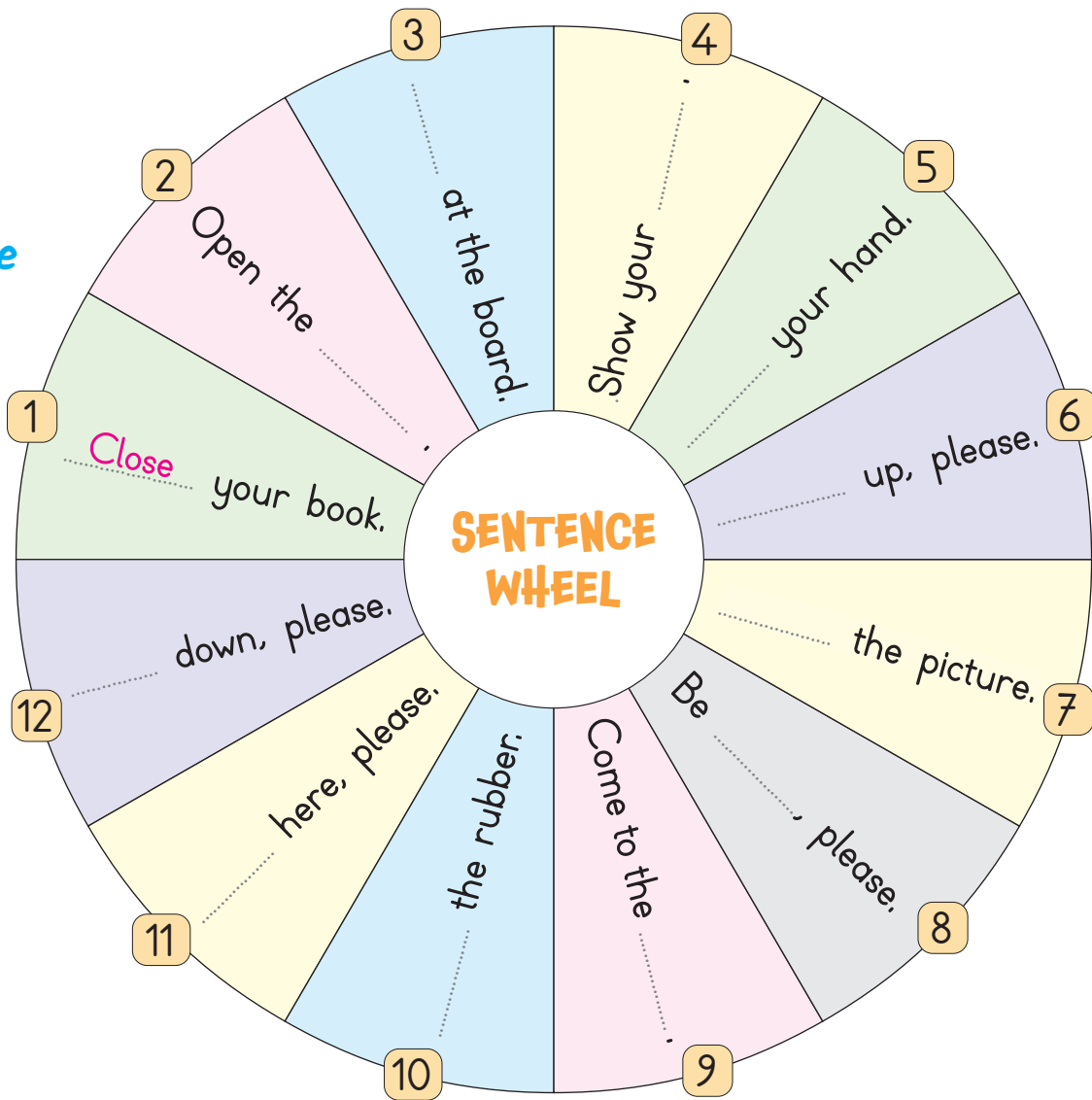
close

sit

stand

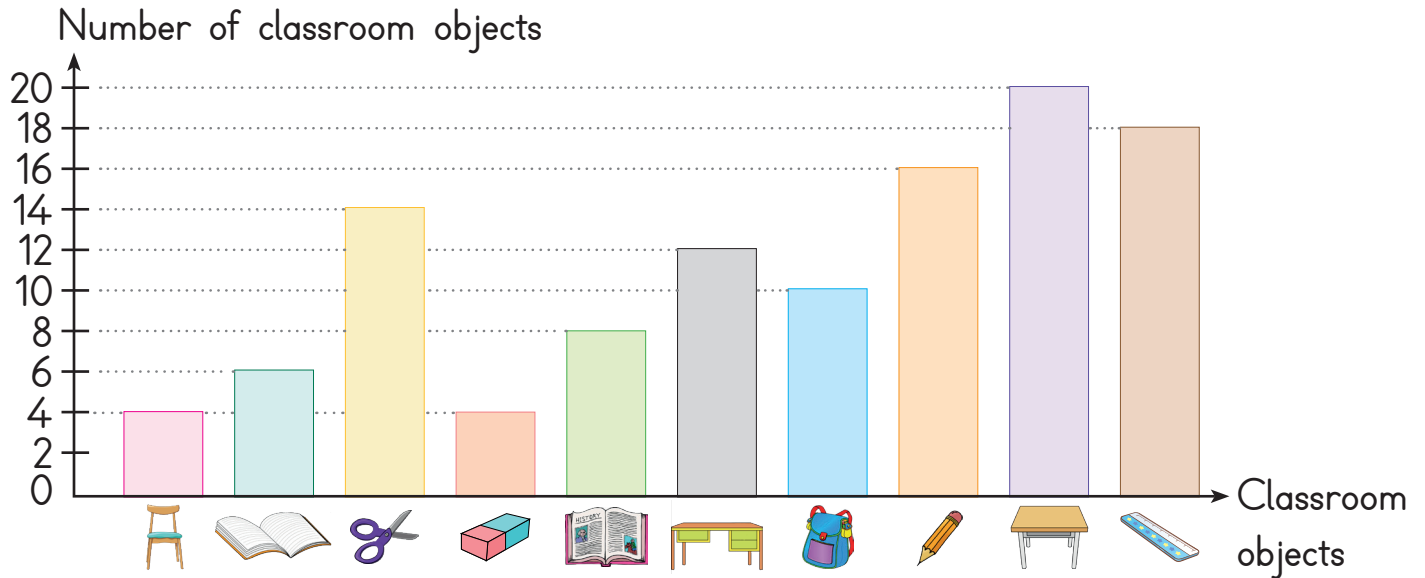
pass

come

40



S. Ask with "How many" and answer. ("How many" ile soralım ve cevaplayalım.)



1 A: How many chairs?

B: Four chairs.

2 A:

B:

3 A:

B:

4 A:

B:

5 A:

B:

6 A:

B:

7 A:

B:

8 A:

B:

9 A:

B:

10 A:

B:



T. Write the dialogues in the correct places. (Diyalogları doğru yerlere yazalım.)



A: Can you pass the sharpener?

B: Sure. Here you are.



A: Can I take your pencil?

B: Sorry. Not now.



A: Can I ride your bike?

B: No, you can't.



A: Can you close the window?

B: Yes, I can.




A: Can you open your book?

B: Sure, I can.



A: Can I answer the question?

B: Of course.




1


A: Can you close

the window?

B: Yes, I can.



2



3



4



5



6

KENDİMİ DEĞERLENDİRİYORUM

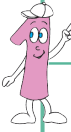
Etkinliği doğru yaptım. ☐

Etkinliği yanlış yaptım. ☐



U. Do the exercise as in the example. (Alıştırma'yı örnekteki gibi yapalım.)

OBJECTS



Number

two

Question

How many white boards?

board

Answer

Colour

white

Two white boards.



Number

fourteen

Question

sharpener

Answer

Colour

yellow



Number

four

Question

bookcase

Answer

Colour

red



Number

twenty

Question

tablet

Answer

Colour

black



Number

sixteen

Question

crayon

Answer

Colour

green



Number

thirteen

Question

clock

Answer

Colour

purple



V. Fill in the blanks. (Boşlukları dolduralım.)

1

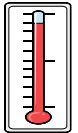
A: How is the weather?B: It is rainy / raining.

2



A: _____ is the weather?

B: It is _____.

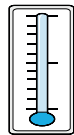


3



A: How is the _____?

B: It is _____.



4



A: How is _____ weather?

B: It is _____.



W. Do the exercise as in the example. (Aıştırmayı örnekteki gibi yapalım.)

1. Sit down, please.

2. Colour the _____.

3. Open the _____.

Turkish Meanings

1. Lütfen otur(un).

2. _____

3. _____

4. _____

5. _____

6. _____

7. _____

8. _____

4. _____
a clock.

- ◆ draw
- ◆ stand
- ◆ close
- ◆ raise
- ◆ come
- ◆ **down**
- ◆ door
- ◆ picture

5. _____ up,
please.6. _____
your hand.7. _____
the window.8. _____ here,
please.



1. Twenty - ? = Nine

Thirteen

Twelve

Eleven

Yukarıdaki işlemde boş bırakılan yere hangi sayı gelmelidir?


2. the door, please.

Open

Look

Close

Yukarıdaki cümle hangi sözcük ile tamamlanamaz?

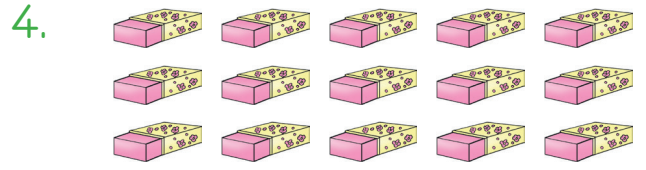


Stand up, please.

Sit down, please.

Open your book, please.

Hangi ifade yukarıdaki resimlerden herhangi birine karşılık gelmez?



Seventeen pink erasers.

Fifteen pink erasers.

Fourteen pink erasers.

Larry: How many pink erasers?

Judith:

Görsele göre boşluğa hangisi gelir?

5. This is a/an

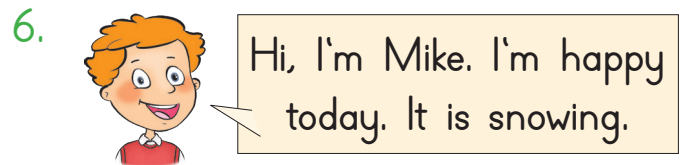


eraser

chalk

glue

Cümle hangi sözcük ile tamamlanır?



How is the weather?

What colour is the chair?

Can you pass the tablet?

Mike hangi soruya cevap vermiştir?



7. **Teacher:** Can you show your picture, please?

Sally:

Good job! Sure! Yes, I can.

Hangisi Sally'nin vereceği bir cevap olamaz?

.....

8. colour it what is ?

It's cold. It's a desk. It's purple.

Yukarıdaki sözcüklerle oluşturulacak soruya verilecek cevap hangisidir?

.....

9. Classroom Furniture

* bookcase * smart board
* table *

clock computer sharpener

Listede boş bırakılan yere hangi sözcük getirilmelidir?

.....

10.



Scott

..... ?

It's a crayon.



Rose

Can you pass the red crayon?

What colour is the crayon?

What is this?


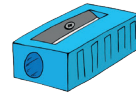
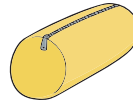
Scott hangi soruyu sormuştur?

.....

11.



This is a yellow pencil case.



Picture 1

Picture 2

Picture 3

Verilen ifadeye karşılık gelen resim hangisidir?

.....

12.

A: I go to the bathroom?

B:, you can.

Can/No

Can/Yes

How/It

Diyalog hangisi ile tamamlanır?

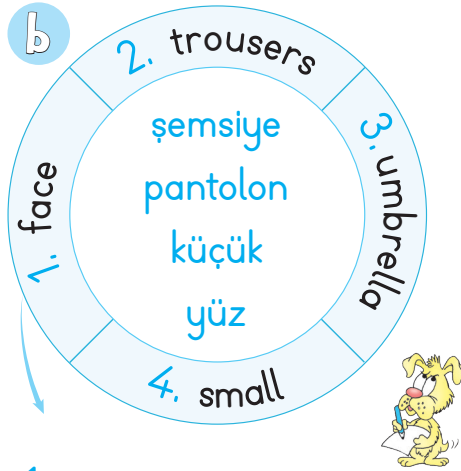
.....



A. Do the exercise as in the example. (Alıştırırmayı örnekteki gibi yapalım.)



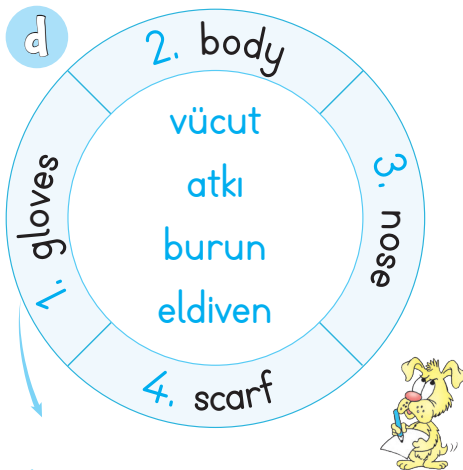
1. dress - elbise
2.
3.
4.



1.
2.
3.
4.



1.
2.
3.
4.



1.
2.
3.
4.



1.
2.
3.
4.



1.
2.
3.
4.

19 - 23 Doğru Cevap



MÜKEMMEL

11 - 18 Doğru Cevap



İYİ

6 - 10 Doğru Cevap



ORTA

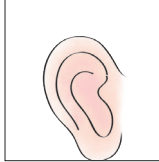


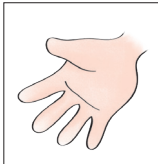

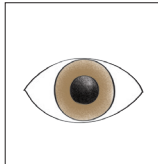


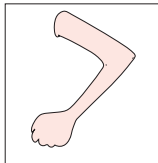



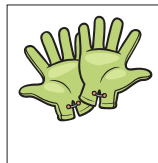
0-5 Doğru Cevap



GELİŞTİRİLMELİ



B. Look at the pictures and write. (Resimlere bakalım ve yazalım.)

leg		shoes		head		coat	
gloves	1  nose	2 	3 	4 	dress		
arm	5 	6 	7 	8 	scarf		
nose	9 	10 	11 	12 	glasses		
hat	13 	14 	15 	16 	hair		
ear		hand		shirt		eye	



C. Follow the instruction. (Yönergeyi takip edelim.)



INSTRUCTION (YÖNERGE)

- Sözcüklerin eksik harflerini tamamlayalım.
- Sözcüklerin Türkçe anlamlarını yazalım.

t _ l _

1

uzun boylu

mo _ _ h

2

_ lov _ s

3

s _ o _ s

4

s _ or _

5

gla _ s _ s

6

b _ o _ d

7

n _ s _

8

_ mbr _ lla

9

f _ c _

10

h _ i _

11

sh _ _ t

12

l _ n _

13

d _ r _

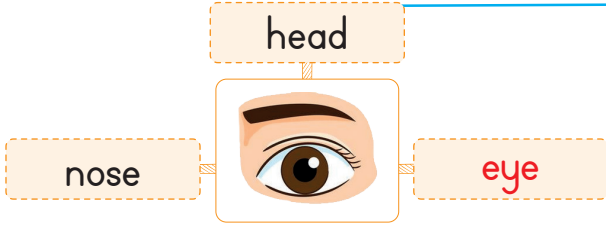
14

b _ g

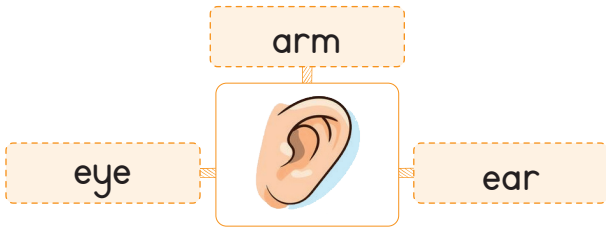
15



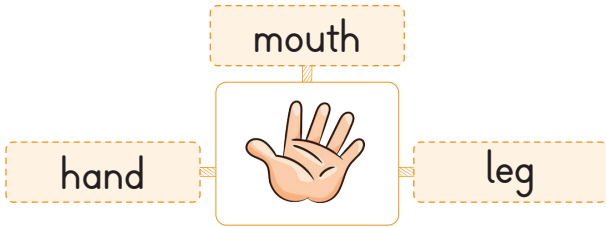
D. Do the exercise as in the example. (Alıştırmaı örnekteki gibi yapalım.)



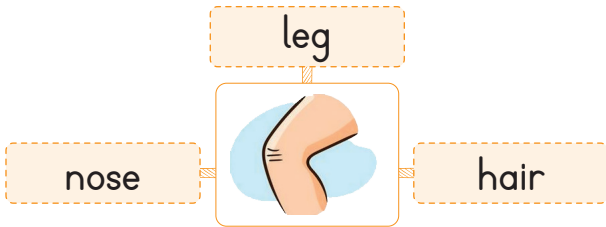
1. eye
This is an eye.



3.
.....




5.
.....

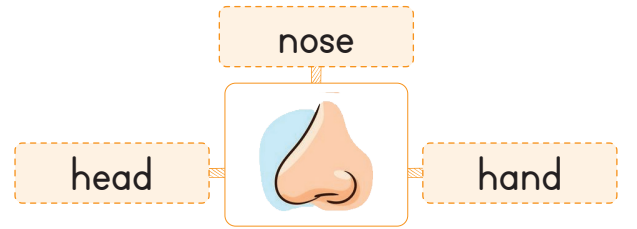


7.
.....

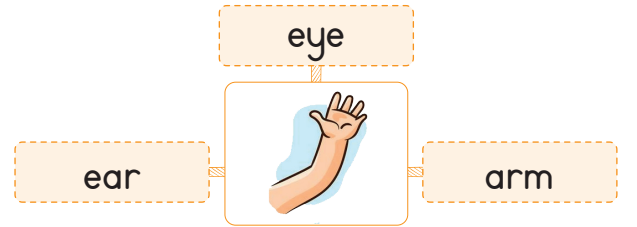
PARTS OF THE BODY




2.
.....



4.
.....



6.
.....



8.
.....

BECERİLER	Mükemmel	İyi	Orta	Geliştirilmeli
Görsellere uygun kelimeler seçildi.				
Seçilen kelimelerle doğru cümleler kuruldu.				




E. Look at the pictures and write. (Resimlere bakalım ve yazalım.)

It is a scarf.	This is a shirt.	It is an umbrella.
This is a T-shirt.	It is a hat.	This is a dress.
It is a coat.	They are gloves.	These are shoes.
These are pants.	It is a jacket.	These are glasses.




1. These are
pants.



2. _____



3. _____




4. _____




5. _____



6. _____




7. _____



8. _____



9. _____



10. _____



11. _____



12. _____



F. Ask and answer as in the example. (Örnekteki gibi soru soralım ve cevaplayalım.)

QUESTIONS

1. What is it?

2.

3.

4.

5.

6.

7.

8.

9.

10.

1



2



3



4



5



6



7



8



9



10

**ANSWERS**

1. It is a face.

2.

3.

4.

5.

6.

7.

8.

9.

10.



G. Put the words in the correct order. (Kelimeleri doğru sıraya koyalım.)

1.

red / is / nose / a / this / .

This is a red nose.

2.

today / what / it / is / day / ?

3.

her / blond / is / hair / ?

4.

are / you / how old / ?

5.

weather / is / how / the / ?



Ordering The Words



your / it / is / today / birthday / ?

6.

you / have / what / got / ?

7.

pink / face / have got / a / I / .

8.

you / have / ears / how many / got / ?

9.

what / eye / the / is / colour / ?

10.



H. Answer the questions. (Soruları cevaplayalım.)

I'm nine.

I'm eight.

I'm twelve.

I'm seventeen.

I'm fourteen.

I'm thirteen.

I'm eleven.

I'm fifteen.

SAY YOUR AGE

SAY YOUR AGE

1. How old are you?

I'm eleven.

(On birim.)



Age: 11



Age: 13

2. How old are you?

3. How old are you?



Age: 9



Age: 15

4. How old are you?

5. How old are you?



Age: 17



Age: 12

6. How old are you?

7. How old are you?



Age: 14



Age: 8

8. How old are you?



I. Look at the pictures and complete. (Resimlere bakalım ve tamamlayalım.)



A

My sister has got
(1) green eyes.
Her hair is (2) red
and (3) long.



B

I've got dark (1)
hair. I have got a
(2) nose and
(3) eyes.



C

I have got (1)
black hair. I have got
blue (2) and
a small (3)



D

Jennifer has got
(1) blond
(2) Her
eyes are (3)



E

She has got a pink
(1) and a
blue (2) Her
(3) are green.



F

I have got a brown
(1) and black
(2)
My (3) is red.



G

She's got short brown
(1) Her (2)
..... are black. She's
got a (3) mouth.



H

She has got a purple
(1) and green
(2) Her
(3) are black.

ÖZ DEĞERLENDİRME

Evet 🙌

Hayır 🙋

İnsanların fiziksel özellikleriyle ilgili cümleleri anlayabiliyorum.

Resimlere bakarak eksik cümleleri tamamlayabiliyorum.





J. Write the odd sentence out. (Farklı olan cümleyi yazalım.)



- * It's Monday today.
- * It's my birthday today.
- * It's Friday today.

1

It's my birthday today.



- * I've got a big nose.
- * I've got a red hat.
- * I've got two small eyes.

2



- * Is she tall?
- * Is he short?
- * Is it green?

3



- * What colour is it?
- * Have you got two arms?
- * Has she got a mouth?

4



- * I'm twelve years old.
- * I am eighteen.
- * I've got two big ears.

5



- * It is cold.
- * It is orange.
- * It is rainy.

6



- * She's got a red dress.
- * She's got pink gloves.
- * She's got blue eyes.

7



- * Is it your birthday today?
- * What day is it today?
- * Where is the umbrella?

8



K. Rewrite the sentences as in the example. (Cümleleri örnekteki gibi yeniden yazalım.)



QUESTION FORM

1. Have you got a green scarf?

2. Has she got two arms?

3. Have you got brown trousers?

4. Has he got a white coat?

5. Have you got purple gloves?

6. Has she got a yellow dress?

7. Have you got a big mouth?

8. Has he got brown shoes?

9. Have you got a small face?

10. Has she got a red umbrella?



NEW FORM



I haven't got a green scarf. (-)

..... (+)

..... (+)

..... (-)

..... (+)

..... (-)

..... (+)

..... (-)

..... (+)

..... (-)





L. Write the dialogues in the correct boxes. (Diyalogları doğru kutucuklara yazalım.)

A: What have you got?

B: I've got a shirt and pants.

A: What is it?

B: This is a red nose.

A: How many hats have you got?

B: I've got three hats.

A: How is the weather?

B: It is snowy.

A: What colour is the scarf?

B: The scarf is blue.

A: Is her hair blond?

B: Yes, it is.

A: Is her hair blond?

B: Yes, it is.

1



A:

B:


2



A:

B:

3



Dialogues About The Body Parts and Clothes

4



A:

B:

5



A:

B:

6



A:

B:

5 Doğru Cevap

4 Doğru Cevap

3 Doğru Cevap

0 - 2 Doğru Cevap



MÜKEMMEL



İYİ



GELİŞTİRİLMELİ




KONU TEKRARI



M. Count and answer. (Sayalım ve cevap verelim.)

Answering About The Number of Things



1. I have got
five eyes.




2.



3.




4.



5.


1. How many eyes have you got?
2. How many umbrellas have you got?
3. How many noses have you got?
4. How many T-shirts have you got?
5. How many ears have you got?
6. How many hands have you got?
7. How many coats have you got?
8. How many arms have you got?
9. How many legs have you got?
10. How many dresses have you got?



8.



6.



9.



7.



10.



N. Choose the correct one and write. (Doğru olanı seçelim ve yazalım.)



❁ What is this?

❁ Is he short?

1. A: Is he short?

B: No, he isn't. He is tall.



❁ How many pants has he got?

❁ How old are you?

5. A:

B: I'm seventeen years old.



❁ What have you got?

❁ Has she got two arms?

2. A:

B: I've got an orange hat.



❁ Has she got a pink mouth?

❁ What day is it today?

6. A:

B: It is Wednesday.



❁ Is it your birthday today?

❁ Where are the glasses?

3. A:

B: They are on the table.



❁ Have you got blue eyes?

❁ Has he got long legs?

7. A:

B: Yes, I have.



❁ What colour is the shirt?

❁ Is your hair short?

4. A:

B: It is black.



❁ Where is the umbrella?

❁ How is the weather?

8. A:

B: It is raining.



O. Read the clues and write. (İpuçlarını okuyalım ve yazalım.)

Clues

* Second day of the week



* Fifth day of the week



* Seventh day of the week



* Third day of the week



* First day of the week



* Fourth day of the week



* Sixth day of the week



What day is it today?

1. It is Tuesday today.

2.

3.

4.

5.

6.

7.

P. Fill in the blanks as in the example. (Boşlukları örnekteki gibi dolduralım.)



1. The T-shirt
is on the bed.



2. The _____
are _____ the book.



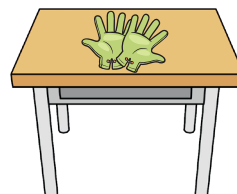
3. The _____
is _____ the table.



4. The _____
is _____ the chair.



5. The _____ is
_____ the girl's head.



6. The _____
are _____ the desk.



Q. Look at the pictures and write. (Resimlere bakalım ve yazalım.)



1



Name:
Number:
Colour:


2



Name:
Number:
Colour:




3



Name:
Number:
Colour:


4



Name:
Number:
Colour:



5



Name:
Number:
Colour:

6



Name:
Number:
Colour:

INFORMATION BOX

?

gloves
thirteen
pink

?

trousers
six
brown

?

dress
four
red

?

shirt
eleven
purple

?

coat
seven
blue

?

hat
fifteen
green



R. Look at the table and answer. (Tabloya bakalım ve cevaplayalım.)



1. Is her hair long?	Yes, it is.
2. Is he short?	
3. Is she tall?	
4. Is his nose big?	
5. Are her eyes small?	
6. Is his hair blond?	
7. Are her eyes dark?	
8. Is the dress pink?	
9. Is the shirt yellow?	
10. Is the hat small?	



S. Write sentences as in the example. (Örnekteki gibi cümleler yazalım.)

PICTURES	POSSESSIONS	SENTENCES
  	1	Nancy: I have got a yellow dress and a green hat.
  	2	John:
  	3	Tina:
  	4	Peter:
  	5	Rosie:
  	6	Mike:
  	7	Gwen:
  	8	Steve:



T. Do the exercise as in the example. (Alıştırırmayı örnekteki gibi yapalım.)

Making questions with the given words and answering

1. got / have / you / what / ?

big nose

A: What have you got?

B: I have got a big nose.

2. are / what colour / eyes / your / ?

blue

A:

B:

3. is / how / weather / the / ?

cold

A:

B:

4. day / what / is / today / it / ?

Sunday

A:

B:

5. you / how old / are / ?

twenty

A:

B:

6. arms / how many / got / you / have / ?

two

A:

B:

7. birthday / it / today / your / is / ?

no

A:

B:

8. long / she / has / legs / got / ?

yes

A:

B:

Kendinizi aldığınız yıldız sayısı ile değerlendiriniz.

0 - 3 doğru: ★

4 - 6 doğru: ★★

7 doğru: ★★★

Aldığım yıldız sayısı →

1 yıldız →

3 yıldız →



U. Follow the instruction. (Yönergeyi takip edelim.)

INSTRUCTION: Verilen bilgileri kullanarak örnekteki gibi diyaloglar oluşturalım.

Dialogue 1

You: What's your name?
Lily: My name is Lily.
You: How old are you?
Lily: I'm twelve.
You: What colour are your eyes?
Lily: They are blue.
You: What have you got?
Lily: I've got a green hat.

Dialogue 3

You:
Mia:
You:
Mia:
You:
Mia:
You:
Mia:

INFORMATION TABLE

Name: Lily
Age: 12
Eye colour: blue
Have got: a green hat

Name: Tom
Age: 15
Eye colour: green
Have got: a white shirt

Name: Mia
Age: 13
Eye colour: brown
Have got: a pink dress

Name: Sam
Age: 19
Eye colour: black
Have got: blue trousers

Dialogue 2

You:
Tom:
You:
Tom:
You:
Tom:
You:
Tom:

Dialogue 4

You:
Sam:
You:
Sam:
You:
Sam:
You:
Sam:



1.



mouth - arm - leg

arm - ear - nose

nose - leg - ear

Görsellerdeki organlar hangileridir?

2.

I have got

a purple nose

green hair

two pink ears



Görsele göre boşluğa hangisi gelir?

3. Lily: How old are you?

Chris:



I'm fourteen.

I'm fifteen.

I'm seventeen.

Görsele göre Chris hangi cevabı verir?

4.

_and

_ye

_ead



Picture 1

Picture 2

Picture 3

Yukarıdaki sözcükler tamamlandığında hangisi farklı harfle başlayan organın olduğu resme karşılık gelir?

5.



Hi, I'm Bill. My pants are I have got a T-shirt and shoes.

pink - orange - blue

red - yellow - green

red - blue - purple

Görsele göre boş bırakılan yerlere hangi renkler gelir?



6.



It is Thursday.

What day is it today?

What colour is it?

What is this?

Paul hangi soruya cevap vermiştir?

7.



Görsele göre hangi soruya olumsuz cevap verilir?

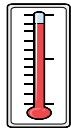
Has she got blue eyes?

Is her hair blond?

Has she got a big mouth?

8. Aaron: How is the weather?

Steve:




It's cold.

It's hot.

It's snowy.

Görsele göre boşluğa hangisi gelir?

9.



Where is the T-shirt?

It is on the ground.

It is on the shelf.

It is on the bed.

Görsele göre soruya verilecek cevap hangisidir?

10.

..... eyes have you got?

How old

How many

Where

Boşluğa hangi soru sözcüğü gelir?

11. Peter: It is Monday.

Jason: Yes, it is. It is party time.

Is it your birthday today?

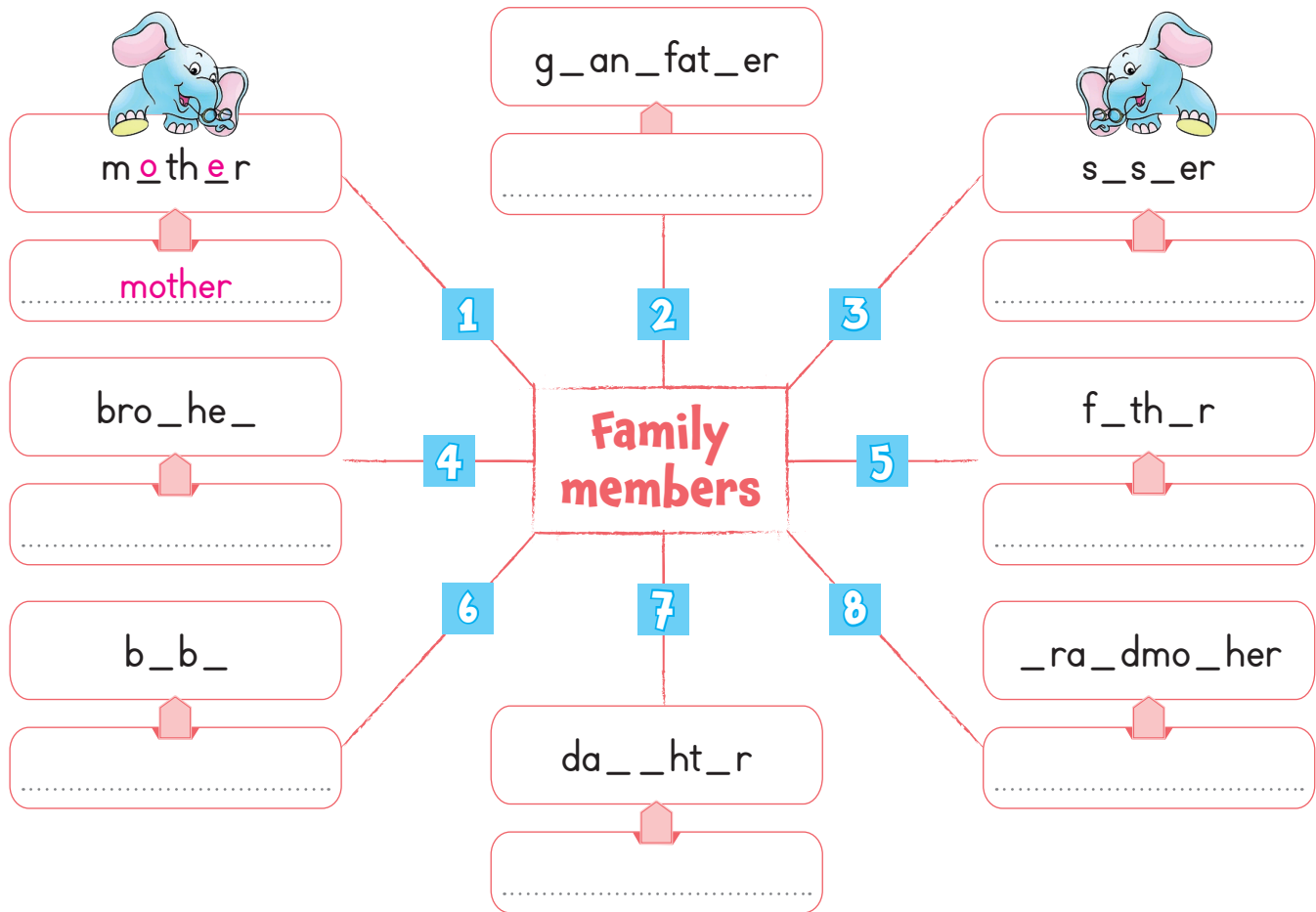
What have you got?

Is it a purple coat?

Peter hangi soruyu sormuştur?



A. Complete the missing letters and write. (Eksik harfleri tamamlayalım ve yazalım.)



A



B



C



D




E



F



G



H





B. Do the exercise as in the example. (Alıştırmayı örnekteki gibi yapalım.)

arhet father 1. baba

rsist 2.

ayb 3.

damga 4.

ons 5.

robter 6.

maylif 7.











horem 8.

agpnad 9.

tgdhae 10.



C. Find the words and write their Turkish meanings. (Kelimeleri bulalım ve Türkçe anlamlarını yazalım.)

- 1 b r g r a n d p a m  grandpa - büyükbaba
- 2 g u f a m o t h e r  _____
- 3 n d a u g h t e r c  _____
- 4 g r a n d m a k n d  _____
- 5 u n c e l s o n m y  _____
- 6 s d a d f a t h e s  _____
- 7 k u m s i s t e r t  _____
- 8 b r o t h e r c f b  _____
- 9 g i r b o l b a b y  _____
- 10 e f a m i l y f r i  _____

0-3 Doğru

4-6 Doğru

7-8 Doğru

9 Doğru



GELİŞTİRİLMELİ



ORTA



İYİ



MÜKEMMEL



D. Follow the instruction. (Yönergeyi takip edelim.)

Instruction (Yönerge): Türkçe sözcüklerin İngilizce anlamlarını yapılandırılmış griddten bulalım ve örnekteki gibi yazalım.

brother	grandfather	tall	nice
beautiful	mother	short	daughter
handsome	blond	friend	father

Turkish Meanings

1. kız evlat

2. uzun boylu

3. baba

4. büyükbaba

5. yakışıklı

6. anne

7. güzel


8. sarışın

9. erkek kardeş

10. hoş

11. arkadaş

12. kısa boylu

**English Meanings**

* daughter

*

*

*

*

*

*

*

*

*

*

*



E. Choose the correct one and write. (Doğru olanı seçelim ve yazalım.)

1

mother aunt
grandma sister

sister (kız kardeş)

2

grandpa mother
father grandma

3

sister brother
grandpa mum

4

dad sister
father grandma

5

father grandpa
mother brother

6

grandpa dad
mum grandma

7

father baby
grandpa mum

8

dad mum
grandma friend



F. Write the words. (Kelimeleri yazalım.)

1

brother

father

grandfather



a. father



b.



c.

2

sister

mother

grandmother



a.



b.



c.

3

dad

mum

baby



a.



b.



c.

4

grandma

grandpa

daughter



a.



b.




c.

KENDİMİ DEĞERLENDİRİYORUM


Etkinliği doğru yaptım. ☐ Etkinliği yanlış yaptım. ☐



G. Ask with "Who?" and answer. ("Who?" ile soru soralım ve cevaplayalım.)



father



mother



son




daughter



grandpa




baby



grandma



sister



brother



friend

1

A: Who is he?

B: He is my father.

6

A:

B:

2

A:

B:

7

A:

B:

3

A:

B:

8

A:

B:

4

A:

B:

9

A:

B:

5

A:

B:

10

A:

B:




H. Follow the instruction. (Yönergeyi takip edelim.)



INSTRUCTION (YÖNERGE)

- Aile ağacına göre aile üyelerinin adlarını Türkçe anlamlarıyla birlikte yazalım.
- Aile ağacına göre örnekteki gibi cümleler kuralım.



FAMILY WORDS

1. grandfather (büyükbaba)

2.


3.

4.

5.

6.

7.



1. He is my grandfather.

2.

3.

4.

5.

6.

7.



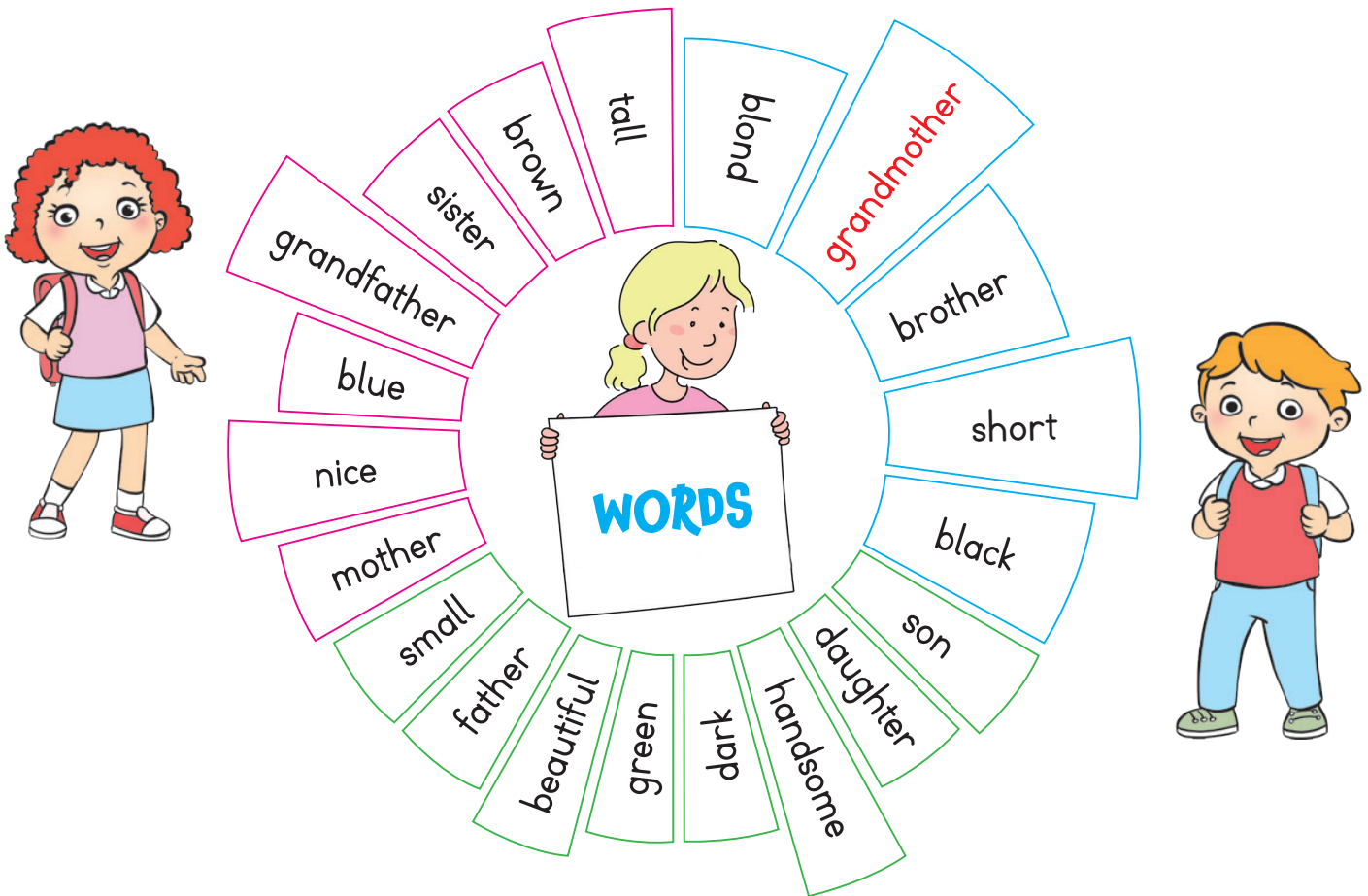
I. Put the words in order. (Kelimeleri sıraya koyalım.)

- 1 daughter / she / my / is / . → She is my daughter.
- 2 my / is / grandfather / he / . →
- 3 this / man / is / who / ? →
- 4 is / mother / beautiful / my . →
- 5 brother / he / my / is / . →
- 6 handsome / father / is / my / . →
- 7 hair / she / blond / has got / . →
- 8 boy / tall / a / is / he / . →
- 9 short / is / sister / my / . →
- 10 blue / has got / eyes / he / . →

Öz Değerlendirme Formu	Evet	Hayır
Cümle oluşturmakta güçlük çektim.	<input type="radio"/>	<input type="radio"/>



J. Categorize the words. (Kelimeleri sınıflandıralım.)



Family Members

1. grandmother
2.
3.
4.
5.
6.
7.
8.



Appearance

1.
2.
3.
4.
5.
6.
7.



Eye Colour

1.
2.
3.
4.
5.





K. Write the English meanings of the sentences. (Cümlelerin İngilizce anlamlarını yazalım.)

- He is my dad.
- His hair is blond.
- She's got green eyes.
- She is my mother.
- Who's this girl?
- He is handsome.
- She is short.
- What colour eyes has he got?
- My sister is beautiful.
- He is tall.

O, uzun boyludur.

1

He is tall.

O, benim annem.

2

O, yakışıklıdır.

3

O ne renk gözlere sahip?

4

O, kısa boyludur.

5

Kız kardeşim güzeldir.

6

Onun saçları sarıdır.

7

O, benim babam.

8

O, yeşil gözlere sahiptir.







9

Bu kız kim?

10



L. Make sentences as in the example. (Örnekteki gibi cümleler kuralım.)

1.		<div>He</div> <div>She</div>	is my	<div>mother</div> <div>grandpa</div>		<div>She is my</div> <div>mother.</div>
2.		<div>He</div> <div>She</div>	is my	<div>daughter</div> <div>grandfather</div>		<div></div> <div></div>
3.		<div>He</div> <div>She</div>	is my	<div>brother</div> <div>sister</div>		<div></div> <div></div>
4.		<div>He</div> <div>She</div>	is my	<div>daughter</div> <div>son</div>		<div></div> <div></div>
5.		<div>He</div> <div>She</div>	is my	<div>baby</div> <div>sister</div>		<div></div> <div></div>
6.		<div>He</div> <div>She</div>	is my	<div>grandfather</div> <div>grandmother</div>		<div></div> <div></div>
7.		<div>He</div> <div>She</div>	is my	<div>daughter</div> <div>father</div>		<div></div> <div></div>
8.		<div>He</div> <div>She</div>	is my	<div>father</div> <div>mother</div>		<div></div> <div></div>



M. Do the exercise as in the example. (Alıştırma'yı örnekteki gibi yapalım.)

FAMILY MEMBERS AND THEIR PHYSICAL APPEARANCES



Şule

- ★ sister
- ★ blue

1. Şule is my sister. She has got blue eyes.



Arif

- ★ father
- ★ black

2.



Melis

- ★ mother
- ★ green

3.



Faruk

- ★ brother
- ★ brown

4.



Sila

- ★ grandma
- ★ black

5.



Ali

- ★ grandpa
- ★ green

6.



Nil

- ★ daughter
- ★ blue

7.



Bekir

- ★ son
- ★ black

8.



Demet

- ★ mum
- ★ blue

9.



Levent


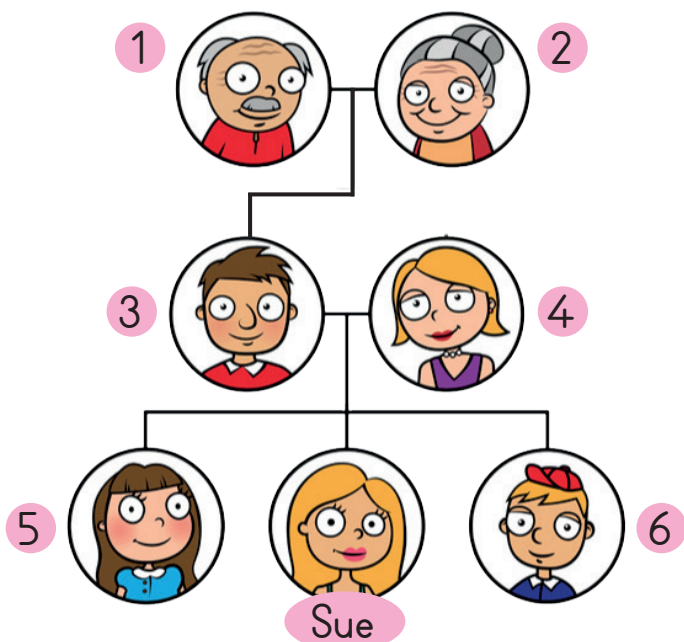
- ★ dad
- ★ brown

10.



N. Unscramble the words. Use them to answer the questions. (Kelimeleri düzeltelim. Onları soruları cevaplamak için kullanalım.)

Sue's Family Tree



tisrse → sister

dramgan →

tafhre →

pagnad →

hoemtr →

rohbrte →

FAMILY WORDS

1. Kevin grandpa

2. Mary

3. Scott

4. Lily

5. Paige

6. David

QUESTIONS AND ANSWERS

1. Who is Kevin? - He is Sue's grandpa.

2. Who is Mary? -

3. Who is Scott? -


4. Who is Lily? -

5. Who is Paige? -

6. Who is David? -



○ Look at Larry's family tree and answer. (Larry'nin aile ağacına bakalım ve cevaplayalım.)

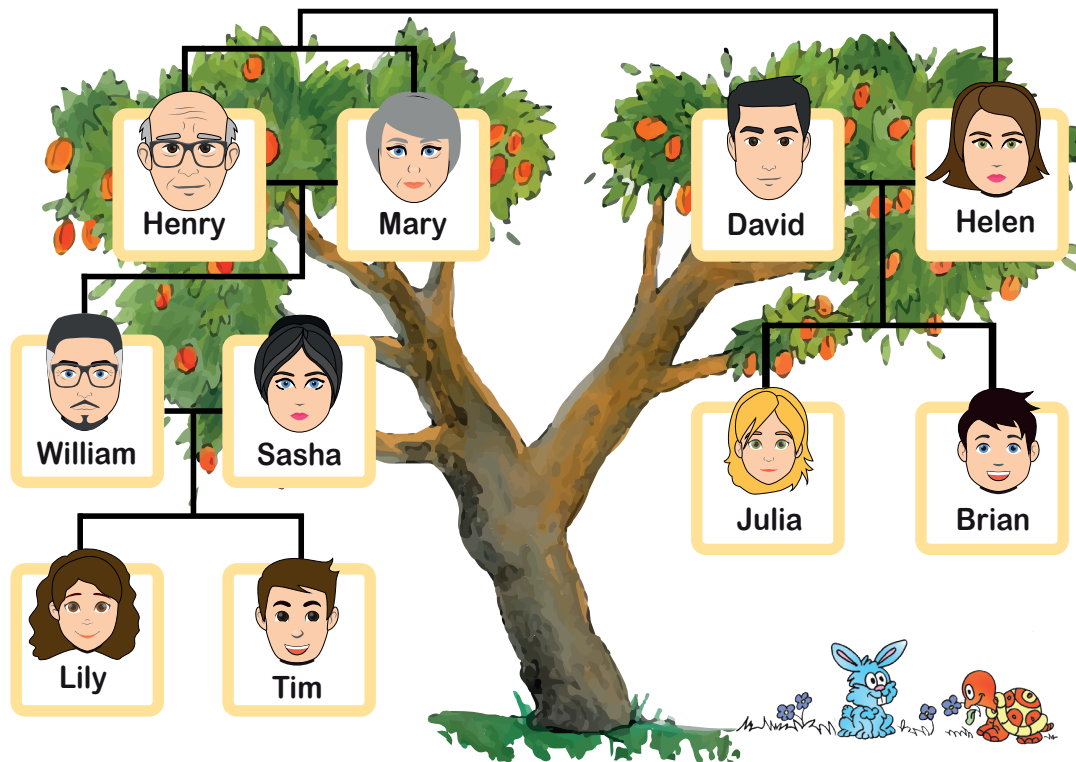


1. Who is Steve? - He is Larry's father / dad.
2. Who is Sonia? -
3. Who is Andy? -
4. Is Cliff Peter's son? -
5. Who is Katie? -
6. Is Rose Sonia's daughter? -
7. Who is Alice? -
8. Who is Peter? -

Kendimi Değerlendiriyorum	Evet	Hayır
Aile üyelerinin İngilizce adlarını biliyorum.		
Aile üyelerinin kim oldukları ile ilgili soruları cevaplayabiliyorum.		



P. Fill in the blanks. (Boşlukları dolduralım.)



1 Helen is Brian's mother / mum . Brian is Julia's brother .

2 William is Tim's father . Tim is Sasha's son .

3 Mary is Helen's mother . Helen is Henry's wife .

4 Henry is Lily's grandfather . Lily is William's daughter .

5 Julia is David's daughter . David is Brian's father .

6 Sasha is Tim's mother . Tim is William's son .

7 Mary is Brian's grandmother . Brian is Helen's son .

8 William is Helen's brother-in-law . Helen is Mary's sister .



Q. Look at the pictures and write. (Resimlere bakalım ve yazalım.)

SENTENCES

My mother is beautiful.

My brother is tall.

My sister is short.

My grandma is nice.

My mother's hair is blond.

My baby is very nice.

My sister has got blue eyes.

My father is handsome.

My grandpa is tall.

PICTURES

1



My sister
is short.

2



.....
.....

3



.....
.....

4



.....
.....

5



.....
.....

6



.....
.....

7



.....
.....

8



.....
.....






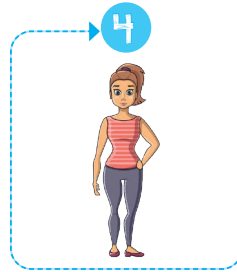



9



.....
.....



R. Correct the mistakes in the sentences. (Cümlelerdeki hataları düzeltelim.)



1. My brother has got green eyes.



My brother has got black eyes.

2. My grandmother's hair is long.



3. My father has got black eyes.



4. My mother is short.



5. My grandpa's got black eyes.



6. My sister has got brown hair.



7. My baby has got blue eyes.



8. My brother is ugly.



9. She is my grandmother.



10. My friend is tall.






S. Complete the sentences. (Cümleleri tamamlayalım.)



handsome black father	beautiful blue mother	short brown brother	nice green sister
tall brown grandpa	short black grandma	beautiful black daughter	tall blue son



1 She's beautiful .
She's got black eyes.
She's my daughter.



1



2

2 He's
He's got eyes.

3 He's
He's got eyes.



3



4

4 She's
She's got eyes.

5 She's
She's got eyes.



5



6

6 He's
He's got eyes.

7 He's
He's got eyes.



7

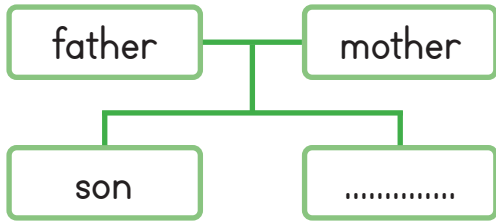


8

8 She's
She's got eyes.



1.



sister

daughter

brother

Aile ağacına göre boşluğa hangisi gelir?

.....

2.



Görseldeki kişilere karşılık gelen sözcükler hangileridir?

father - son

mother - daughter

grandfather - father

.....

3.

My mother's got ...



blue

green

brown

Görsele göre boşluğa hangi sözcük gelir?

.....

4. **Amber:** Who is she?

David:

She is my mother.

She is my sister.

She is my grandma.



Görsele göre David hangi cevabı verir?

.....

5.



He has got black eyes.

He is short.

He has got blond hair.

Yukarıdaki görsele göre hangi ifade söylenemez?

.....

6.

She is my grandmother.



Picture 1

Picture 2

Picture 3

Yukarıdaki ifade hangi görsele karşılık gelmektedir?

.....




7. Hello, my name is Suna. Faruk is my father. He is tall. He has got brown eyes. His hair is black.

Who is Faruk?

What colour has your father got?

Is her father handsome?

Yukarıdaki metinde hangi sorunun cevabı yoktur?



2. father, 5. grandfather

1. grandmother, 6. sister

3. mother, 4. brother

Görsele göre numaralandırılmış aile üyeleri için hangileri doğrudur?

9. He is my brother.
Molly

Who is he?

Is he short?

What has he got?

Molly hangi soruyu cevaplamıştır?

10.

* father

* daughter

* mother

* son

Physical Appearances

Family Members

Eye Colours

Liste için uygun başlık hangisidir?

11.

si _ ter

m _ ther

gra _ dpa

son

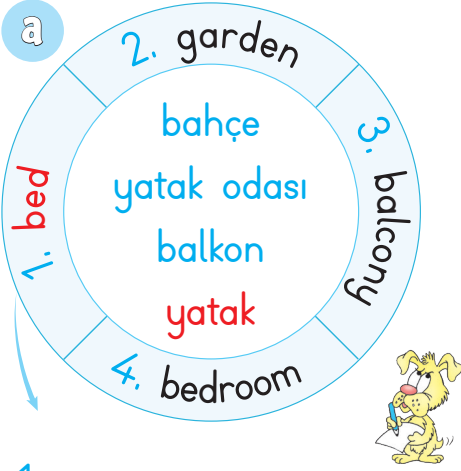
dad

mum

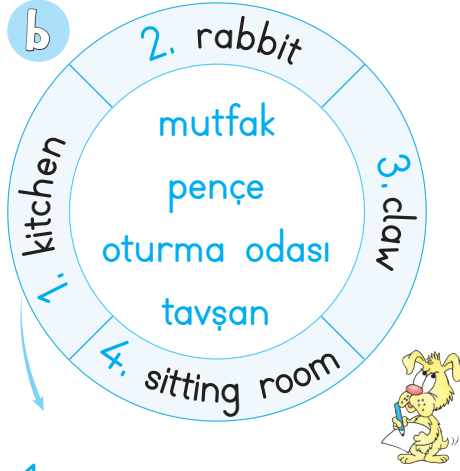
Eksik harfler tamamlandığında hangi aile üyesinin adına ulaşılır?



A. Do the exercise as in the example. (Alıştırmayı örnekteki gibi yapalım.)



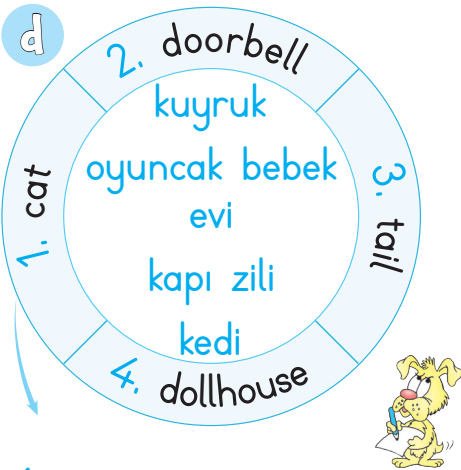
1. bed - yatak
2.
3.
4.



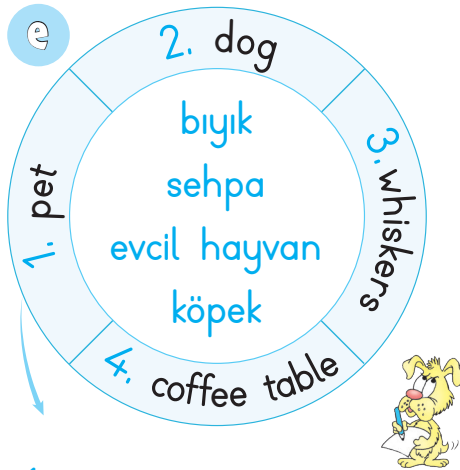
1.
2.
3.
4.



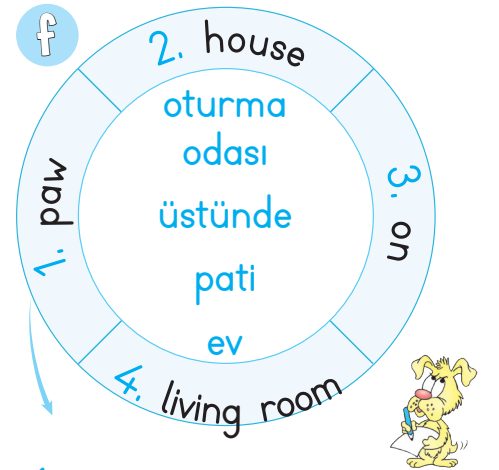
1.
2.
3.
4.



1.
2.
3.
4.



1.
2.
3.
4.



1.
2.
3.
4.

19 - 23 Doğru Cevap



MÜKEMMEL

11 - 18 Doğru Cevap



İYİ

6 - 10 Doğru Cevap



ORTA

0-5 Doğru Cevap



GELİŞTİRİLMELİ





B. Arrange the words and write. (Kelimeleri düzenleyelim ve yazalım.)

 <div style="border: 1px dashed green; padding: 10px; text-align: center;"> acwl </div>	1	<div style="display: flex; justify-content: space-around;"> <div style="text-align: center;"> a  </div> <div style="text-align: center;"> b  </div> </div>	2	 <div style="border: 1px dashed green; padding: 10px; text-align: center;"> igivln ormo </div>
 <div style="border: 1px dashed green; padding: 10px; text-align: center;"> fsao sofa </div>	3	<div style="display: flex; justify-content: space-around;"> <div style="text-align: center;"> c  </div> <div style="text-align: center;"> d  </div> </div>	4	 <div style="border: 1px dashed green; padding: 10px; text-align: center;"> ebka </div>
 <div style="border: 1px dashed green; padding: 10px; text-align: center;"> tbmrhoao </div>	5	<div style="display: flex; justify-content: space-around;"> <div style="text-align: center;"> e  </div> <div style="text-align: center;"> f  </div> </div>	6	 <div style="border: 1px dashed green; padding: 10px; text-align: center;"> cefoef atibe </div>
 <div style="border: 1px dashed green; padding: 10px; text-align: center;"> knichte </div>	7	<div style="display: flex; justify-content: space-around;"> <div style="text-align: center;"> g  </div> <div style="text-align: center;"> h  </div> </div>	8	 <div style="border: 1px dashed green; padding: 10px; text-align: center;"> nigidn moro </div>
 <div style="border: 1px dashed green; padding: 10px; text-align: center;"> baritb </div>	9	<div style="display: flex; justify-content: space-around;"> <div style="text-align: center;"> l  </div> <div style="text-align: center;"> i  </div> </div>	10	 <div style="border: 1px dashed green; padding: 10px; text-align: center;"> alcyo bn </div>



C. Do the exercise as in the example. (Alıştırmayı örnekteki gibi yapalım.)



1. bedroom

2.

3.

4.

5.

6.

7.

8.

9.

10.

11.

12.

13.

14.

1. yatak odası

2.

3.

4.

5.

6.

7.

8.

9.

10.

11.

12.

13.

14.



D. Choose and write. (Seçelim ve yazalım.)



kitchen

dining room

sitting room

kitchen



bedroom

bathroom

balcony



garden

bathroom

dollhouse



dining room

sitting room


bathroom



dollhouse

living room

coffee table



kitchen

balcony


garden



dining room

living room


balcony



bedroom

house

garden



coffee table

sofa

chair



doorbell

dollhouse

furniture



E. Do the exercise as in the example. (Alıştırmayı örnekteki gibi yapalım.)

1. whiskers

..... büyük

2.

.....

3.

.....

4.


.....

5.

.....

6.

.....



1. w hiskers

2. di_in_ ro_m

3. t_i_

4. co_f_e ta_le

5. kit__en

6. cl_w

7. b_ak

8. _ath_oo_

9. do_lh_u_e

10. be__o_m

11. s_tt_ng _oom

12. b_d

7.

.....

8.

.....

9.

.....

10.

.....

11.

.....

12.

.....

KENDİMİ DEĞERLENDİRİYORUM	Kısmen	Her zaman	Hiçbir zaman
Evin bölümlerini ve mobilya adlarını biliyorum.	👍	👏	👎
Evcil hayvanların vücut bölümlerini biliyorum.	👍	👏	👎



F. Write sentences as in the example. (Örnekteki gibi cümleler yazalım.)

PARTS OF THE HOUSE

1

This is a living room
/ sitting room.

5

.....
.....

2

.....
.....

6

.....
.....

3

.....
.....

7

.....
.....

4

.....
.....

8

.....
.....



G. Follow the instruction. (Yönergeyi takip edelim.)

**INSTRUCTION
(YÖNERGE)**

- Görsellerdeki hayvanların isimlerini yazalım.
- Görsellerdeki hayvanların bulundukları yerler ile ilgili örnekteki gibi cümleler kuralım.

1


The rabbit
is in the
garden.




rabbit




2




3



4



5




6



7



8





H. Answer the questions. (Soruları cevaplayalım.)



Where is the bed?

1

The bed is in the bedroom.

Where is the dog?

2

Where is the cat?

3

Where is the table?

4

Where is the rabbit?

5

Where is the clock?

6

Where is the bird?

7

Where is the fridge?

8

Where is the fish?

9

Where is the girl?

10




I. Look at the pictures and write. (Resimlere bakalım ve yazalım.)



1. The parrot's got a beak.



2.



3.




4.

Expressing Possession



5.



6.



7.



8.



9.



10.

- * We've got two birds.
- * She has got a sofa.
- * I have got three cats.
- * He's got a coffee table.
- * The dog has got a tail.
- * The cat's got whiskers.
- * We have got a red fish.
- * She has got a dollhouse.
- * The parrot's got a beak.
- * The rabbit's got four paws.



J. Do the exercise as in the example. (Alıştırmayı örnekteki gibi yapalım.)



pets / we / two /
have got / .

1. We have got
two pets.

dog / kitchen / a / is /
the / in / there / .

2.

rabbit / where /
the / is / ?

3.

the / in / bed / is
bedroom / the / .

4.

TURKISH MEANINGS

1. Biz iki tane evcil hayvana
sahibiz.

2.

3.

4.

5.

6.

7.

8.



coffee table / a /
is / this / .

5.

five / there / in / the /
are / garden / cats / .

6.

white / six / has got /
rabbits / he / .

7.

got / have / blue /
a / you / bird / ?

8.

ÖZ DEĞERLENDİRME FORMU

EVET

HAYIR

Kelimeleri sıralayarak anlamlı cümleler oluşturabiliyorum.

Cümlelerin Türkçe karşılıklarını yazabiliyorum.





K. Ask questions according to the underlined words/ phrases. (Altı çizili kelimelere / ifadelere göre sorular soralım.)

Sentences

Questions

1. The chair is in the kitchen.

* Where is the chair?

2. There are two dogs on the table.

*

3. I have got a bed and two sofas.

*

4. The bird is green.

*

5. This is a living room.

*

6. He has got a gold fish.

*

7. She is in the dining room.

*

8. No, I haven't got a rabbit.

*

9. There is a cat on the balcony.

*


10. The dog has got a brown tail.

*



L. Count and complete. (Sayalım ve tamamlayalım.)

1. There are <u>five birds</u> in the <u>garden</u> .	garden balcony	4. There are _____ in the _____.
2. There is _____ on the _____.		5. There are _____ in the _____.
3. There is _____ in the _____.	kitchen bedroom	6. There is _____ in the _____.



7. There are _____ in the _____.	bathroom dining room	10. There are _____ in the _____.
8. There is _____ in the _____.		11. There is _____ on the _____.
9. There are _____ on the _____.	dollhouse chair sofa coffee table	12. There are _____ on the _____.



M. Make sentences using the information. (Bilgileri kullanarak cümleler kuralım.)

1

Name: Rabbit

Number: 17

Place: Garden

2

Name: Sofa

Number: 4

Place: Living room

3

Name: Dog

Number: 8

Place: Bathroom

4

Name: Turtle

Number: 2

Place: Dining room

5

Name: Chair

Number: 12

Place: Kitchen

6

Name: Bed

Number: 1

Place: Bedroom

7

Name: Coffee table

Number: 1

Place: Dollhouse

8

Name: Bird

Number: 20

Place: Balcony

9

Name: Cat

Number: 15

Place: Garden



1

There are seventeen rabbits in the garden.



2



3



4



5



6



7



8



9



N. Write the dialogues. (Diyalogları yazalım.)



A: Have you got two cats?

B: Yes, I have.



A: What have you got?

B: I've got a rabbit and a cat.



A: What has she got?

B: She has got two sofas.



A: Has he got a coffee table?

B: No, he hasn't.



A: Have they got three dogs?

B: No, they've got four dogs.



A: Has she got a gold fish?

B: Yes, she has.

A: Have they got
three dogs?

B: No, they've got
four dogs.

1



A: _____

B: _____


2



A: _____


B: _____

3



Ownership of Objects


4



A: _____

B: _____

5



A: _____

B: _____

6



A: _____

B: _____



○. Ask with "Where" and answer. ("Where" ile soru soralım ve cevaplayalım.)



Where is the clock?

1

The clock is in the dollhouse.

2

3

4

5

6

7

8

9

10



P. Follow the instruction. (Yönergeyi takip edelim.)



INSTRUCTION (YÖNERGE)

- Ev eşyaları ve bulundukları evin bölümleri 1. şekilde aynı renklerle gösterilmiştir. Örnekteki gibi cümleler kuralım.
- Evcil hayvanlar ve onların vücut bölümleri 2. şekilde aynı renklerle gösterilmiştir. Örnekteki gibi cümleler kuralım.

Parts of the House and House Furniture

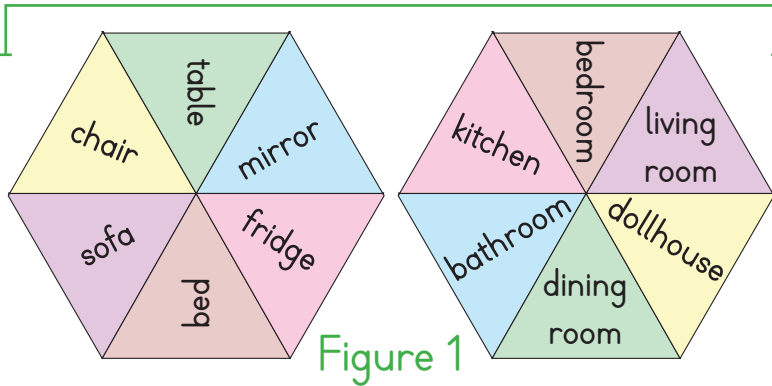


Figure 1

1. The chair is in the dollhouse.

2.
3.
4.
5.
6.

Pets and Parts of Their Bodies

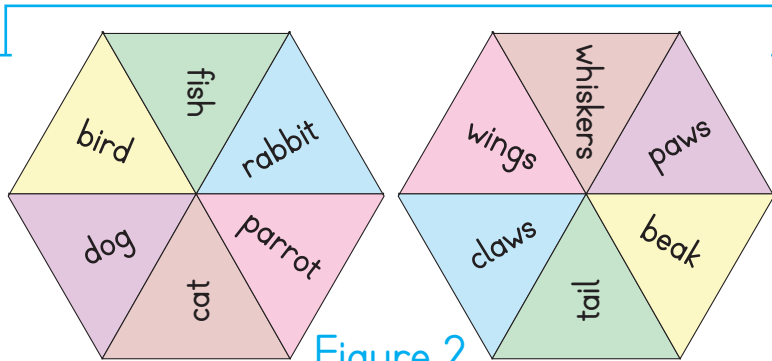



Figure 2

1. A bird has got a beak.
2.
3.
4.
5.
6.





Q. Solve the puzzle. (Bulmacayı çözelim.)



1

1

B A T H R O O M

8



2

4



9




3

6



10



4

11




5

10

11



12



6

12

13



13



7

14

14



1

2

3

4

5

6

7

8

9

10

11

12

13


14

Secret Word

H



R. Categorise the words. (Kelimeleri sınıflandıralım.)




Parts of the House


living room

WORD BANK

- ◆ whiskers
- ◆ living room
- ◆ fridge
- ◆ rabbit
- ◆ sofa
- ◆ dining room
- ◆ mirror
- ◆ kitchen
- ◆ fish
- ◆ claw
- ◆ bedroom
- ◆ beak
- ◆ bird
- ◆ coffee table
- ◆ garden
- ◆ bed
- ◆ dog
- ◆ tail
- ◆ dollhouse
- ◆ balcony
- ◆ cat
- ◆ paw
- ◆ lamp
- ◆ bathroom
- ◆ chair
- ◆ table



House Furniture



Pets in the House

Parts of the Pets' Bodies

BECERİLER	Mükemmel	İyi	Orta	Geliştirilmeli
Kelimelerin Türkçe karşılıklarını biliyorum.				
Kelimeleri doğru sınıflandırdım.				



S. Complete the sentences. (Cümleleri tamamlayalım.)



1 We **have got** two dogs and three rabbits in our house.



2 fourteen turtles in the garden.



3 She one gold fish and two cats.



4 a coffee table in the sitting room.



5 a fridge and an oven in the kitchen.



6 My turtle one head and four legs.



7 Dogs and rabbits a tail and four paws.



8 a big rectangle bed in my bedroom.



9 five brown cats on the balcony.



10 A bird a beak and two wings.





T. Look at the pictures and answer. (Resimlere bakalım ve cevap verelim.)

A: Have you got a white rabbit?



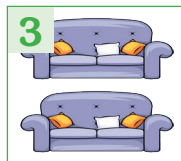
B: No, I haven't. I have got a gray rabbit.

A: What has your sister got?




B:

A: Have they got two sofas in the sitting room?



B:

A: What have you got in your dining room?



B:

A: Has your brother got a black dog?



B:

A: Have you got a green bird in the garden?




B:

A: What has she got in her dollhouse?



B:

A: Have you got a big bed in your bedroom?



B:

A: Have you got four pets in the house?



B:



U. Write the English meanings of the sentences. (Cümlelerin İngilizce anlamlarını yazalım.)

ENGLISH MEANINGS

1. Mutfakta bir tane kedi var.

There is one cat
in the kitchen.

2. Altı tane siyah köpeğe sahibim.

3. Kanepe oturma odasındadır.

4. Bahçede üç tane tavşan var.

9. Bir köpeğe sahip misin?

1. There are three rabbits in the garden.

2. A cat has got four paws.

3. The coffee table is in the sitting room.

4. There is one cat in the kitchen.

5. We have got three pets.

6. Have you got a dog?

7. Where is your green bird?

8. I have got six black dogs.

9. The sofa is in the living room.

10. There is a big table in the kitchen.

5. Biz üç tane evcil hayvana sahibiz.

6. Mutfakta bir tane büyük masa vardır.

7. Bir kedi dört tane patiyeye sahiptir.

8. Senin yeşil kuşun nerede?

10. Sehpa yemek odasındadır.




1. There is a in my kitchen.

bed

sofa

fridge

Cümle hangisi ile tamamlanır?

2.  Hi, I'm Lily. I have got a dollhouse.



Picture 1 Picture 2 Picture 3

Lily konuşmasında hangi görseldeki evin bölümünden bahsetmektedir?

- ❁ living room
- ❁ dining room
- ❁ sitting room
- ❁ bathroom

dining room – bathroom

living room – sitting room

sitting room – dining room

Hangi iki sözcük evin aynı bölümüne karşılık gelmektedir?

4.



There is a cat on the chair.

There is a rabbit in the garden.

There is a dog on the table.

Verilen görsele karşılık gelen ifade hangisidir?

5. Sue: What have you got?

Tommy:



I have got a gray cat.

I have got a white rabbit.

I have got a gold fish.


Görsele göre Tommy hangi cevabı verir?

6.

bedroom

kitchen

bathroom



Hangi sözcük görsellerden herhangi birine karşılık gelmez?



7.



He has got a sofa
and a coffee table.

David

Has he got a coffee table?

What has your brother got?

What have you got?

David hangi soruyu cevaplamıştır?

8.



beak

whiskers

tail

Hangisi görseldeki hayvanın vücudunun bölümlerinden biri değildir?

9.



Parts of The House

Pets in The House

House Furniture

Poster için uygun başlık hangisidir?

10.

Sitting room

Coffee table

(1)

Bed

Kitchen

(2)

(1) Bedroom, (2) Table

(1) Bathroom, (2) Chair

(1) Balcony, (2) Doll

Eşleştirmelerde numaralandırılmış yerlere hangileri getirilmelidir?

11.



Hello, my name is Mia.
I've got a house. There
are two orange cats
and a black dog in my house. I
love my pets.

What is her dog's name?

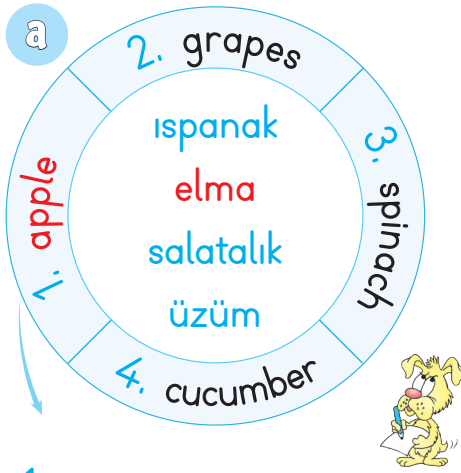
What colour are her cats?

Where is her house?

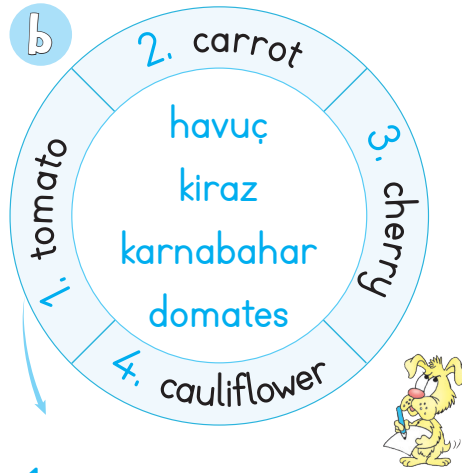
Metinde hangi sorunun bir cevabı vardır?



A. Do the exercise as in the example. (Alıştırırmayı örnekteki gibi yapalım.)



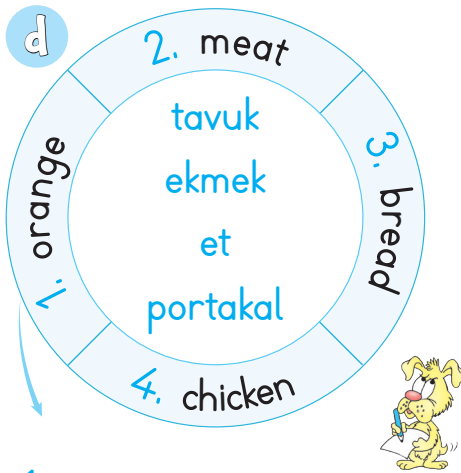
1. apple - elma
2.
3.
4.



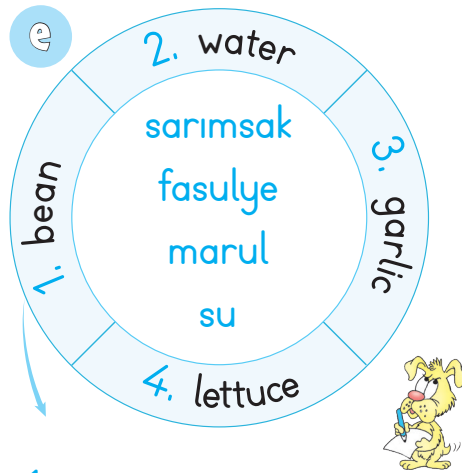
1.
2.
3.
4.



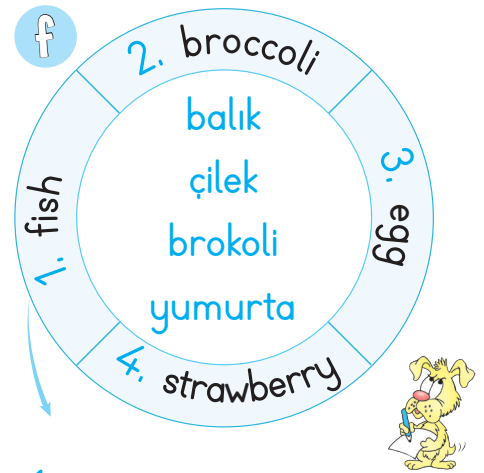
1.
2.
3.
4.



1.
2.
3.
4.



1.
2.
3.
4.



1.
2.
3.
4.

19 - 23 Doğru Cevap



MÜKEMMEL

11 - 18 Doğru Cevap



İYİ

6 - 10 Doğru Cevap



ORTA

0 - 5 Doğru Cevap



GELİŞTİRİLMELİ



B. Choose and write. (Seçelim ve yazalım.)



1



banana

orange

banana

apple



2



garlic

zucchini

broccoli



3




spinach

lettuce

pepper



4




meat

fish

chicken



5



potatoes

tomatoes

cucumber



6



cauliflower

strawberries

tomatoes



7



beans

pear

grapes



8



egg

bread

carrot



9



water

coffee

milk



10















tea

ayran

coffee



C. Arrange the words and write. (Kelimeleri düzenleyelim ve yazalım.)

1	aesnb beans	A 	B 	khecnic	7
2	mtaoeost	C 	D 	likm	8
3	teueltc	E 	F 	rheicsre	9
4	aoergn	G 	H 	psihnca	10
5	aetm	I 	J 	agspre	11
6	tarwe	K 	L 	rppepe	12

Kendimi Değerlendiriyorum	Her zaman	Kısmen	Hiçbir zaman
Kelimelerin harflerini doğru şekilde düzenleyebiliyorum.			
Kelimelerin karşılığı olan resimleri bulabiliyorum.			



D. Categorise the words. (Kelimeleri sınıflandıralım.)

- ❖ cucumber ❖ tea ❖ banana ❖ carrot ❖ chicken ❖ strawberry
❖ tomato ❖ beans ❖ cauliflower ❖ grapes ❖ apple ❖ egg ❖ pear
❖ coffee ❖ meat ❖ water ❖ pepper ❖ fish ❖ garlic ❖ ayran
❖ cherry ❖ milk ❖ zucchini ❖ potato ❖ orange ❖ bread ❖ lettuce



BASIC FOOD

- ❖ chicken
❖
❖
❖
❖
❖



VEGETABLES

- ❖
❖
❖
❖
❖
❖
❖
❖
❖



LIQUIDS

- ❖
❖
❖
❖
❖



FRUITS

- ❖
❖
❖
❖
- ❖
❖
❖
❖





E. Follow the instruction. (Yönergeyi takip edelim.)


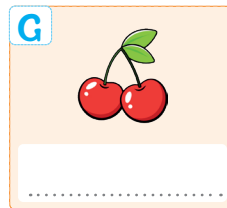



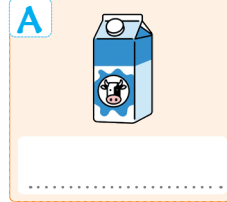


INSTRUCTION (YÖNERGE)

- Her grupta farklı olan sözcüğü bulalım.
- Farklı olan sözcükleri ilgili resimlerin altına yazalım.

Finding The Odd Word

- pepper – tea – cucumber → tea
- orange – banana – carrot → _____
- chicken – milk – water → _____
- ayran – cherries – coffee → _____
- tomatoes – garlic – beans → _____
- tea – water – meat → _____
- fish – pear – bread → _____
- spinach – milk – broccoli → _____
- cauliflower – egg – fish → _____
- zucchini – potato – grapes → _____





F. Ask and answer as in the example. (Örnekteki gibi soru soralım ve cevaplayalım.)

QUESTIONS

1. What is this?

2.

3.

4.

5.

6.

7.

8.

9.

10.

1



2



3




4




5



6



7



8



9



10

**ANSWERS**

1. This is a potato.

2.

3.

4.

5.

6.

7.











8.

9.

10.




G. Look at the table and answer. (Tabloya bakalım ve cevaplayalım.)


David	Kate	Larry	Sonia	Tony
				
Mandy	Brian	Gloria	Robin	Claire
				

- 1 What has David got?
- 2 What has Kate got?
- 3 What has Larry got?
- 4 What has Sonia got?
- 5 What has Tony got?
- 6 What has Mandy got?
- 7 What has Brian got?
- 8 What has Gloria got?
- 9 What has Robin got?
- 10 What has Claire got?

David/He has got some bread.









































KENDİMİ DEĞERLENDİRİYORUM

Etkinliği doğru yaptım. ☐ 

Etkinliği yanlış yaptım. ☐ 




H. Answer the questions. (Soruları cevaplayalım.)

PICTURES	PREFERENCES FOR FOOD	ANSWERS
   	1	A: Do you like apples? You: No, I don't.
   	2	A: Do you like tea? You:
   	3	A: Do you like cucumbers? You:
   	4	A: Do you like cherries? You:
   	5	A: Do you like zucchini? You:
   	6	A: Do you like broccoli? You:
   	7	A: Do you like bananas? You:
   	8	A: Do you like potatoes? You:
   	9	A: Do you like fish? You:
   	10	A: Do you like grapes? You:




I. Make sentences as in the example. (Örnekteki gibi cümleler kuralım.)




There is a
banana in
the kitchen.


1




2




3




4




5




6




7




8




9



10



11



12

Kendinizi aldığınız yıldız sayısı ile değerlendiriniz.


0 - 5 doğru: ★

6 - 10 doğru: ★★

11 doğru: ★★★

Aldığım yıldız sayısı →

1 yıldız → 

3 yıldız → 



J. Rewrite the sentences. (Cümleleri yeniden yazalım.)



SENTENCES

1. Yes, there is an orange.

2. Yes, there are some eggs.

3. No, there isn't an apple.

4. Yes, there are some cherries.

5. No, there isn't a cucumber.

6. No, there aren't any grapes.

7. Yes, there is a tomato.

8. No, there isn't a potato.

9. Yes, there are two peppers.

10. No, there aren't any pears.



QUESTION FORM




Is there an orange in the kitchen?





K. Look at the pictures and write. (Resimlere bakalım ve yazalım.)

◆ She's got some strawberries. ◆ He has got some spinach.
 ◆ I've got some lettuce. ◆ She has got a pear. ◆ He's got
 some cherries. ◆ I have got a banana. ◆ He has got some
 broccoli. ◆ I have got some zucchini. ◆ She has got
 some water. ◆ They have got some coffee.



PICTURES

1. She has got
some water.



1




2

3.



3



4

5.



5



6

7.



7



8

9.



9



10

2.

4.

6.

8.

10.





L. Ask and answer as in the example. (Örnekteki gibi soralım ve cevaplayalım.)

Pictures	Questions	Answers
1	1. Do you like oranges?	1. Yes, I do.
2	2.	2.
3	3.	3.
4	4.	4.
5	5.	5.
6	6.	6.
7	7.	7.
8	8.	8.
9	9.	9.
10	10.	10.



M. Put the conversations in order. (Konuşmaları sıraya koyalım.)

❖ Can I have an egg?

❖ Do you like eggs?

❖ Yes, you can.

❖ Yes, I do.



❖ Do you like eggs?

❖

❖

❖

Conversation 1

❖ It is a banana.

❖ Yes, I do.

❖ Do you like bananas?

❖ What is this?



❖

❖

❖

❖

Conversation 2

❖ I have got pears.

❖ I've got fifteen pears.

❖ What have you got?

❖ How many pears have you got?

❖

❖

❖

❖

Conversation 3




❖ What colour are your apples?

❖ Yes, I have.

❖ They are green.

❖ Have you got any apples?

❖

❖

❖

❖

Conversation 4

ÖZ DEĞERLENDİRME		Evet 🙌	Hayır 🙋
Konuşmaların Türkçe karşılıklarını biliyorum.			
Konuşmaları doğru şekilde sıralayabiliyorum.			





N. Fill in the blanks. (Boşlukları dolduralım.)



1 This is a / an
.....
It is
carrot
orange



2 This is a / an
.....
It is



3 This is a / an
.....
It is



4 This is a / an
.....
It is



5 This is a / an
.....
It is



6 This is a / an
.....
It is



7 This is a / an
.....
It is



8 This is a / an
.....
It is



9 They are
.....
They're




10 They are
.....
They're




○ Complete the blanks and answer. (Boşlukları dolduralım ve cevaplayalım.)


Answering About The Existence of Food




1. Yes, there
is.




2. _____



3. _____



4. _____



5. _____

1. Is there a/an **pear**
in the kitchen?

2. Are there any
in the kitchen?

3. Is there a/an
in the kitchen?

4. Are there any
in the kitchen?

5. Is there a/an
in the kitchen?


6. Are there any
in the kitchen?

7. Is there a/an
in the kitchen?


8. Are there any
in the kitchen?

9. Is there a/an
in the kitchen?


10. Are there any
in the kitchen?



8. _____




6. _____



9. _____




7. _____



10. _____



P. Do the exercise as in the example. (Alıştırmayı örnekteki gibi yapalım.)



1. Do you like zucchini ?

2. Do you ?

3. Do you ?

4. Do you ?

5. Do you ?

6. Do you ?

7. Do you ?

8. Do you ?

9. Do you ?

10. Do you ?

QUESTIONS

ANSWERS

No, I don't.



Q. Write the questions in the correct places. (Soruları doğru yerlere yazalım.)

		REQUESTS		
 <p>1</p>	 <p>Can I have some meat?</p>	<p>Can I have an apple?</p>	 <p>6</p>	
		<p>Can I have some bread?</p>		
 <p>2</p>		<p>Can I have some grapes?</p>	 <p>7</p>	
		<p>Can I have a tomato?</p>		
 <p>3</p>		<p>Can I have some meat?</p>	 <p>8</p>	
		<p>Can I have some chicken?</p>		
 <p>4</p>		<p>Can I have an orange?</p>	 <p>9</p>	
		<p>Can I have some cherries?</p>		
 <p>5</p>		<p>Can I have some water?</p>	 <p>10</p>	
		<p>Can I have some ayran?</p>		



R. Do the exercise as in the example. (AlıŖtırmayı rnekteki gibi yapalım.)

	MIXED WORDS	MEANINGFUL QUESTIONS	ANSWERS	
1	have / I / some chicken / can / ?	Can I have some chicken?	Yes, you can.	✓
2	an / I / orange / have / can / ?			✗
3	beans / can / have / I / some / ?			✗
4	can / cherries / I some / have / ?			✓
5	a / I / have / can / cucumber / ?			✗
6	banana / I / can / a / have / ?			✓
7	have / bread I / can / some / ?			✗
8	I / fish / have / some / can / ?			✓
9	pear / a / can / I / have / ?			✓
10	some / have / grapes / I / can / ?			✗

0-4 Doğru

5-6 Doğru

7-8 Doğru

9 Doğru



GELİŖTİRİLMELİ



ORTA




İYİ



MÜKEMMEL



S. Write the correct responses. (Doğru karşılıkları yazalım.)



- * I've got some peppers. * They are on the table.
- * No, I haven't. * Yes, she has. * It is red.
- * It is an orange. * Yes, there is. * No, I don't.
- * He has got ten pears. * No, there aren't.
- * I have got twenty apples. * Yes, you can.



1. What is this?

It is an orange.

7. Has she got a banana?

2. What colour is the strawberry?

8. Do you like beans?

3. Can I have some meat?

9. Are there any eggs in the kitchen?

4. Have you got any tomatoes?

10. Where are the potatoes?

5. How many apples have you got?

11. What have you got?

6. Is there a carrot in the kitchen?

12. How many pears has he got?




T. Do the exercise as in the example. (Alıştırmayı örnekteki gibi yapalım.)

A: Can I have some tea?

B: No, you can't.

1



A:


B:

2

A:

B:

3



A:


B:

4

A:

B:

5



A:

B:

6

A:

B:

7



A:


B:

8

A:

B:

9



A:

B:


10



1. tomato lettuce grapes

Hangisi bir sebze adıdır?

.....



cauliflower – zucchini – spinach

broccoli – pepper – spinach

carrot – cauliflower – garlic

Görsellerin karşılığı olan sözcükler hangileridir?

.....

3. Kate:

Frank: No, I don't.

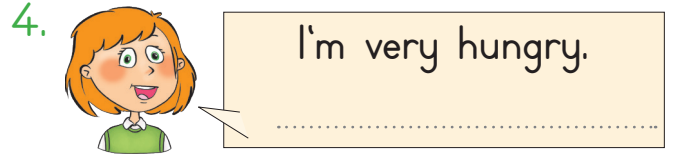
Have you got any cherries?

Is there an apple in the kitchen?

Do you like strawberries?

Kate hangi soruyu sormuştur?

.....



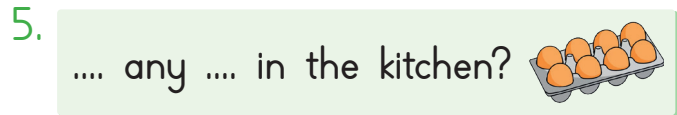
Can I have some ayran?

Can I have some chicken?

Can I have some coffee?

Mona konuşmasına hangi soru ile devam eder?

.....



Are there / eggs

Is there / cucumber

Are there / potatoes

Görsele göre boş bırakılan yerlere hangileri getirilmelidir?

.....



apple

pear

milk

Boş bırakılan yere hangi sözcük gelir?

.....



7.



Do you like spinach?

Scott

.....



Linda

Yes, I do.


Yes, it is.

Yes, I have.

Linda hangi cevabı verir?

.....

8.



Liquids

Fruits

Vegetables

Chris'in liste için yazacağı uygun başlık hangisidir?

.....

9.

It is a fruit. It is red.

cherry

banana

strawberry

Verilen tanımlamaya hangisi uymaz?

.....

10.

She has got some tomatoes.



Picture 1



Picture 2



Picture 3

Verilen ifadeye karşılık gelen görsel hangisidir?

.....

11. Tom: Can I have some water?

Jamie: Yes, you can.

I like fruits.

I am hungry.

I am thirsty.

Boş bırakılan yere getirilecek uygun ifade hangisidir?

.....

12.

..... an orange in the kitchen.

There are

There is

They are

Cümle hangisi ile tamamlanır?

.....

THEME 1: SCHOOL LIFE

A.

a.

1. pupil - öğrenci
2. teacher - öğretmen
3. friend - arkadaş
4. canteen - kantin

b.

1. library - kütüphane
2. boy - erkek çocuk
3. headmaster - okul müdürü
4. classroom - sınıf

c.

1. girl - kız
2. lunchroom - yemekhane
3. garden - bahçe
4. sports hall - spor salonu

d.

1. teachers' room - öğretmenler odası
2. kid - çocuk
3. garden - bahçe
4. playground - oyun alanı

e.

1. principal - okul
2. name - isim
3. Friday - cuma
4. Bye. - Hoşça kal.
5. Good night. - İyi geceler.

f.

1. I'm fine. - İyiyim.
2. See you. - Görüşürüz.
3. Sunday - pazar
4. Hello. - Merhaba.

B.

- a. library
- b. playground
- c. teachers' room
- d. classroom
- e. headmaster
- f. lunch hall
- g. garden
- h. sports hall
- i. canteen

C.

1. It is/It's a canteen.
2. It is/It's a playground.
3. It is/It's a sports hall.
4. It is/It's a classroom.
5. It is/It's a teachers' room.
6. It is/It's a garden.
7. It is/It's a toilet.
8. It is/It's a lunch hall / lunchroom.
9. It is/It's a principal's room.
10. It is/It's a library.

D.

1. yemekhane - lunchroom
2. spor salonu - sports hall
3. kız - girl
4. öğrenci - pupil
5. kütüphane - library
6. bahçe - garden
7. kantin - canteen
8. oyun alanı - playground
9. arkadaş - friend
10. sınıf - classroom

11. öğretmen - teacher

E.

1. playground / canteen

- a. This is a playground.
- b. This is a canteen.

2. teacher / headmaster

- a. This is a teacher.
- b. This is a headmaster.

3. garden / sports hall

- a. This is a garden.
- b. This is a sports hall.

F.

People in the School: pupil, teacher, headmistress, caretaker

Places in the School: classroom, library, sports hall, lunch hall

Days of the Week: Monday, Tuesday, Friday, Saturday

National and Religious Days: Republic Day, Victory Day, Eid al-Fitr, Eid-al-Adha

G.

1. What is this? / This is a headmistress' room.
2. What is this? / This is a garden.
3. What is this? / This is a toilet.
4. What is this? / This is a lunchroom / lunch hall.
5. What is this? / This is a playground.
6. What is this? / This is a canteen.
7. What is this? / This is a library.
8. What is this? / This is a classroom.
9. What is this? / This is a sports hall.
10. What is this? / This is a teachers' room.

H.

1. They are in the garden.
2. He is in the principal's room.
3. She is in the sports hall.
4. They are in the lunch hall / lunchroom.
5. He is in the canteen.
6. She is in the library.
7. They are in the playground.
8. They are in the teachers' room.

12. okul müdürü - principal

4. library / classroom

- a. This is a library.
- b. This is a classroom.

5. pupil / smart board

- a. This is a pupil.
- b. This is a smart board.

6. girl / boy

- a. This is a girl.
- b. This is a boy.

I.

1. What is your name?
2. She is my English teacher.
3. What day is it today?
4. This is a teachers' room.
5. How are you?
6. Good morning, my friend.
7. Who is this girl?
8. My name is Aylin.
9. See you tomorrow!
10. Nice to meet you!

J.

1. What's your name?
2. Thanks.
3. pupil
4. Who's he?
5. Good afternoon.
6. Goodbye.
7. Good evening.
8. Good morning.
9. Good night.
10. library
11. Hello.
12. How are you?
13. Friday
14. See you.
15. What's this?

K.

1. Good afternoon.
2. How are you?
3. It is Tuesday today.
4. I'm fine. And you?
5. Good morning.
6. See you tomorrow.
7. Nice to meet you.
8. Good evening.
9. Goodbye.
10. What's your name?

L.

Mia: Hello. / Tim: Hi. Tim: I'm Tim. What's your name? / Mia: My name is Mia. Mia: Nice to meet you. / Tim: Me, too. How are you? Mia: I'm fine, thanks. And you? / Tim: I'm great. Goodbye. Mia: Bye. See you later. / Tim: See you.

M.

1. Raise your hand, please.
2. Come here, please.
3. Clean the board, please.
4. Stand up, please.
5. Be quiet, please.
6. Open the window, please.
7. Listen to me, please.
8. Sit down, please.
9. Close the door, please.

N.

1. It is/It's Monday today.
2. It is/It's
3. It is/It's Friday today.
4. Wednesday today.

Answer Key

4. It is/It's Tuesday today. 6. It is/It's Thursday today.
5. It is/It's Sunday today. 7. It is/It's Saturday today.

O.

GRID 1:

1. How are you? 5. Hello.
2. What is your name? 6. Good night.
3. Nice to meet you. 7. See you later.
4. Goodbye. 8. Take care.

GRID 2:

1. I'm fine, thanks. 5. Hi.
2. My name is Ali. 6. Good night.
3. Nice to meet you, too. 7. OK. See you.
4. Bye. 8. You, too.

P.

1. Pass the rubber, please! 6. Raise your hand, please!
2. Sit down, please! 7. Come here, please!
3. Listen! Be quiet, please! 8. Close your book, please!
4. Look at the board, please! 9. Come to the board, please!
5. Open the window, please! 10. Stand up, please!

Q.

1.
A. Hello, my name is Leyla.
B. Hi, I'm Nancy.
C. Nice to meet you, Nancy.
D. Nice to meet you, too.
2.
A. Hello! I'm Bob. What's your name?
B. Hi, my name is Sue. How are you?
C. I'm good, thanks. And you?
D. I'm good, too.
3.
A. Good morning, Paul.
B. Good morning. How are you?
C. I'm fine, thanks. You?
D. I'm great. See you. Bye.
4.
A. Hi, I'm Amy. What's your name?
B. Hi, my name is Tom. How are you?
C. I'm great, thanks. And you?
D. I'm okay. Nice to meet you.

R.

1. She is a principal. 6. He is my / an art teacher.
2. He is in the canteen. 7. I am / I'm fine.
3. This / It is a board. 8. It is / It's Saturday today.
4. It is / It's Monday today. 9. They are in the sports hall.
5. My name is Firat. / I'm Firat. 10. Sure!

S.

1. Good morning. 5. How are you?
2. Good afternoon. 6. Good night.
3. Goodbye. 7. Hello.
4. I'm okay. 8. And you?

Multifaceted Assessment

1. c / l / g 8. She is my English teacher.
2. canteen - caretaker 9. library
3. Good evening! 10. Picture 2
4. What's your name? 11. What
5. Can I sit here? 12. Good morning.
6. eraser
7. It's Friday.

THEME 2: CLASSROOM LIFE

A.

- a.
1. book - kitap 3. chair - sandalye
2. rubber - silgi 4. scissors - makas
b.
1. pencil - kurşun kalem 3. sharpener - kalemtıraş
2. crayon - boya kalem 4. notebook - defter
c.
1. glue - yapıştırıcı 3. bookcase - kitaplık
2. table - masa 4. pencil case - kalemlik
d.
1. desk - okul sırası 3. window - pencere
2. clock - saat 4. smart board - akıllı tahta
e.
1. chalk - tebeşir 3. wall - duvar
2. door - kapı 4. whiteboard - beyaz tahta
f.
1. rainy - yağmurlu 3. snowy - karlı
2. green - yeşil 4. yellow - sarı

B.

1. pencil 5. blackboard 9. clock
2. desk 6. sharpener
3. table 7. chalk
4. chair 8. pencil case 10. bookcase
a. pencil case b. sharpener c. bookcase
d. clock e. pencil f. chalk g. desk
h. chair i. blackboard j. table

C.

1. It is/It's a glue. 5. It is/It's a coloured pencil.
2. It is/It's a crayon. 6. It is/It's a computer.
3. It is/It's a smart board. 7. It is/It's a tablet.
4. It is/It's a notebook. 8. It is/It's a book.

D.

1. scissors - The scissors are blue.
2. pencil case - The pencil case is yellow.
3. desk - The desk is brown.
4. schoolbag - The schoolbag is green.
5. clock - The clock is orange.
6. sharpener - The sharpener is purple.
7. table - The table is black.
8. eraser / rubber - The eraser / rubber is white.
9. chair - The chair is red.
10. door - The door is pink.

E.

- a. eleven - 11 b. seven - 7 c. nine - 9
d. nineteen - 19 e. fourteen - 14
f. seventeen - 17 g. twenty - 20
h. ten - 10 i. fifteen - 15 j. eight - 8

F.

1. Eight schoolbags. 7. Fifteen glues.
2. Fourteen pencils. 8. Three desks.
3. Eighteen rubbers. 9. Thirteen chalks.
4. Six pencil cases. 10. Twenty crayons.
5. Two chairs. 11. One board.
6. Four books. 12. Twelve scissors.

G.

1. What colour is the notebook? - The notebook is red.
2. What colour is the sharpener? - The

sharpener is blue.

3. What colour is the coloured pencil? - The coloured pencil is purple.
4. What colour is the table? - The table is pink.
5. What colour is the eraser / rubber? - The eraser / rubber is yellow.
6. What colour is the pencil? - The pencil is green.
7. What colour is the glue? - The glue is orange.
8. What colour is the smart board? - The smart board is white.
9. What colour is the bookcase? - The bookcase is brown.
10. What colour is the book? - The book is black.

H.

1. her / O, Asli. Bu onun boya kalemi.
2. my / Ben Tom. Bu benim kitabım.
3. his / O, John. Bu onun kurşun kalemi.
4. our / Biz öğrenciyiz. Bu bizim öğretme-nimiz.
5. your / Sen bir öğretmensin. Onlar senin öğrencilerin.
6. her / O, Mia. Bu onun silgisi.
7. my / Ben Can. Bu benim bilgisayarım.
8. their / Onlar arkadaşlar. Bu onların sırası.

I.

B - C - E - F - G - I - J - L - N - O - P
- R - S - T - V - W - Y - Z

J.

1. It is/It's hot. 3. It is/It's rainy/
raining.
2. It is/It's snowy/
snowing. 4. It is/It's cold.

K.

1. Raise your hand, please! - Lütfen elini kaldır!
2. Show your picture, please! - Lütfen resmini göster!
3. Pass the pencil, please! - Lütfen kurşun kalemi uzat!
4. Open the door, please! - Lütfen kapıyı aç!
5. Point to the blackboard, please! - Lütfen kara tahtayı göster!
6. Say your name, please! - Lütfen adını söyle!
7. Close the window, please! - Lütfen pencereyi kapat!

8. Colour the picture, please! - Lütfen resmi boya!

9. Come to the board, please! - Lütfen tahtaya gel!

10. Stand up, please! - Lütfen ayağa kalk(in)!

L.

- | | | |
|---------|----------|----------|
| 1. Put | 5. Be | 9. Look |
| 2. Draw | 6. Raise | |
| 3. Sit | 7. Close | |
| 4. Come | 8. Stand | 10. Show |

M.

1. This is a pencil case. It is yellow.
2. This is a sharpener. It is blue.
3. This is a desk. It is brown.
4. This is a book. It is red.
5. This is a board. It is black.
6. This is a crayon. It is green.
7. This is a chalk. It is white.
8. This is a chair. It is purple.
9. This is an eraser / a rubber. It is pink.
10. This is a glue. It is orange.

N.

- | | |
|---------------------------------|---------------------------------------------------------|
| 1. What is this? | 6. Who is she? |
| 2. How many coloured pencils? | 7. What is your name? |
| 3. How is the weather? | 8. How are you? |
| 4. Can I go outside? | 9. Where is he? |
| 5. What colour is the notebook? | 10. What day is it today? / What day of the week is it? |

O.

- | | |
|-----------------------------|------------------------------|
| 1. Can you pass the crayon? | outside? |
| 2. Can I open the window? | 6. Can you close the door? |
| 3. Can I use your computer? | 7. Can you give me the book? |
| 4. Can I clean the board? | 8. Can you pass the rubber? |
| 5. Can I go | 9. Can I come in? |

P.

- | | | |
|-------------|------------|------------|
| 1. this | 4. weather | 7. come in |
| 2. colour | 5. pass | |
| 3. scissors | 6. my | 8. toilet |

Q.

A.

Before: two, six, nine /

After: four, eight, eleven

B.

Before: eleven, seven, thirteen

After: thirteen, nine, fifteen

C.

Before: fifteen, seventeen, three

After: seventeen, nineteen, five

D.

Before: four, one, sixteen

After: six, three, eighteen

E.

Before: five, twelve, fourteen

After: seven, fourteen, sixteen

F.

Before: eighteen, eight, ten

After: twenty, ten, eleven

R.

1. Close/Kitabını kapat.
2. door/Kapıyı aç.
3. Look/Tahtaya bak(in).
4. picture/Resmini göster.
5. Raise/Elini kaldır.
6. Stand/Lütfen ayağa kalk(in).
7. Colour/Resmi boya(yın).
8. quiet/Lütfen sessiz ol(un).
9. board/Tahtaya gel(in).
10. Pass/Silgiyi uzat(in).
11. Come/Lütfen buraya gel(in).
12. Sit/Lütfen otur(un).

S.

1. A: How many chairs? / B: Four chairs.
2. A: How many notebooks? / B: Six notebooks.
3. A: How many scissors? / B: Fourteen scissors.
4. A: How many rubbers / erasers? / B: Four rubbers / erasers.
5. A: How many books? / B: Eight books.
6. A: How many tables? / B: Twelve tables.
7. A: How many schoolbags? / B: Ten schoolbags.
8. A: How many pencils? / B: Sixteen pencils.
9. A: How many desks? / B: Twenty desks.

Answer Key

10. A: How many rulers? / B: Eighteen rulers.
T.

1. A: Can you close the window? / B: Yes, I can.
2. A: Can you open your book? / B: Sure, I can.
3. A: Can I answer the question? / B: Of course.
4. A: Can you pass the sharpener? / B: Sure. Here you are.
5. A: Can I take your pencil? / B: Sorry. Not now.
6. A: Can I ride your bike? / B: No, you can't.

U.

1. Question: How many white boards?
Answer: Two white boards.
2. Question: How many yellow sharpeners?
Answer: Fourteen yellow sharpeners.
3. Question: How many red bookcases?
Answer: Four red bookcases.
4. Question: How many black tablets?
Answer: Twenty black tablets.
5. Question: How many green crayons?
Answer: Sixteen green crayons.
6. Question: How many purple clocks?
Answer: Thirteen purple clocks.

V.

1. A: is - B: rainy / raining
2. A: How - B: hot
3. A: weather - B: cold
4. A: the - B: snowy / snowing

W.

1. down - Lütfen otur(un).
2. picture - Resmi boyat(yın).
3. door - Kapıyı aç(in).
4. Draw - Bir saat çiz(in).
5. Stand - Lütfen ayağa kalk(in).
6. Raise - Elini kaldır.
7. Close - Pencereyi kapat.
8. Come - Lütfen buraya gel(in).

Multifaceted Assessment

1. Eleven
2. Look
3. Stand up, please.
4. Fifteen pink erasers.
5. glue
6. How is the weather?
7. Good job!
8. It's purple.
9. clock
10. What is this?
11. Picture 1
12. Can / Yes

THEME 3: PERSONAL LIFE

A.

a.

1. dress - elbise
2. coat - mont
3. mouth - ağız
4. blond - sarışın

b.

1. face - yüz
2. trousers - pantolon
3. umbrella - şemsiye
4. small - küçük

c.

1. glasses - gözlük
2. arm - kol
3. head - kafa
4. shoes - ayakkabı

d.

1. gloves - eldiven
2. body - vücut
3. nose - burun
4. scarf - atkı

e.

1. hand - el
2. shirt - gömlek
3. eye - göz
4. long - uzun

f.

1. leg - bacak
2. ear - kulak
3. hat - şapka
4. hair - saç

B.

1. nose
2. scarf
3. ear
4. hair
5. shoes
6. hand
7. hat
8. eye
9. dress
10. shirt
11. leg
12. arm
13. head
14. glasses
15. coat
16. gloves

C.

1. tall - uzun boylu
2. mouth - ağız
3. gloves - eldiven
4. shoes - ayakkabı
5. short - kısa boylu
6. glasses - gözlük
7. blond - sarışın
8. nose - burun
9. umbrella - şemsiye
10. face - yüz
11. hair - saç
12. shirt - gömlek
13. long - uzun
14. dark - koyu
15. big - büyük

D.

1. eye - This is an eye.
2. mouth - This is a mouth.
3. ear - This is an ear.
4. nose - This is a nose.
5. hand - This is a hand.
6. arm - This is an arm.

7. leg - This is a leg.

8. head - This is a head.

E.

1. These are pants.
2. It is a jacket.
3. They are gloves.
4. This is a T-shirt.
5. These are shoes.
6. It is an umbrella.
7. It is a scarf.
8. It is a coat.
9. This is a shirt.
10. These are glasses.
11. This is a dress.
12. It is a hat.

F.

1. What is it?/It is a face.
2. What is it?/It is a head.
3. What is it?/It is a nose.
4. What is it?/It is a leg.
5. What is it?/It is a hand.
6. What is it?/It is an arm.
7. What is it?/It is an eye.
8. What is it?/It is hair.
9. What is it?/It is an ear.
10. What is it?/It is a mouth.

G.

1. This is a red nose.
2. What day is it today?
3. Is her hair blond?
4. How old are you?
5. How is the weather?
6. Is it your birthday today?
7. What have you got?
8. I have got a pink face.
9. How many ears have you got?
10. What colour is the eye?

H.

1. I'm eleven. (On birim.)
2. I'm thirteen. (On üçüm.)
3. I'm nine. (Dokuzum.)
4. I'm fifteen. (On beşim.)
5. I'm seventeen. (On yediyim.)
6. I'm twelve years old. (On ikiyim.)
7. I'm fourteen. (On dördüm.)
8. I'm eight. (Sekizim.)

I.

- A. (1) green (2) red (3) long
- B. (1) brown (2) small (3) big brown
- C. (1) short (2) glasses (3) nose
- D. (1) long (2) hair (3) black
- E. (1) hat (2) scarf (3) gloves
- F. (1) coat (2) pants/trousers (3) shirt
- G. (1) hair (2) eyes (3) big
- H. (1) dress (2) shoes (3) glasses

J.

1. It's my birthday today. ears.
2. I've got a red hat. 6. It is orange.
3. Is it green? 7. She's got blue eyes.
4. What colour is it? 8. Is it your birthday today?
5. I've got two big

K.

1. I haven't got a green scarf. 6. She hasn't got a yellow dress.
2. She has got two arms. 7. I have got a big mouth.
3. I have got brown trousers. 8. He hasn't got brown shoes.
4. He hasn't got a white coat. 9. I have got a small face.
5. I have got purple gloves. 10. She hasn't got a red umbrella.

L.

1. A: Is her hair blond? / B: Yes, it is.
2. A: What is it? / B: This is a red nose.
3. A: How many hats have you got? / B: I've got three hats.
4. A: What colour is the scarf? / B: The scarf is blue.
5. A: What have you got? / B: I've got a shirt and pants.
6. A: How is the weather? / B: It is snowy.

M.

1. I have got five eyes. 6. I have got two hands.
2. I have got ten umbrellas. 7. I have got eight coats.
3. I have got a/one nose. 8. I have got nine arms.
4. I have got eighteen T-shirts. 9. I have got six legs.
5. I have got four ears. 10. I have got seven dresses.

N.

1. Is he short? 5. How old are you?
2. What have you got? 6. What day is it today?
3. Where are the glasses? 7. Have you got blue eyes?
4. What colour is the shirt? 8. How is the weather?

O.

1. It is Tuesday today. 2. It is Friday today.

3. It is Sunday today. 6. It is Thursday today.
4. It is Wednesday today. 7. It is Saturday today.
5. It is Monday today.

P.

1. T-shirt / on 4. umbrella / on
2. glasses / on 5. hat / on
3. scarf / on 6. gloves / on

Q.

1. Name: coat Number: seven Colour: blue
2. Name: dress Number: four Colour: red
3. Name: hat Number: fifteen Colour: green
4. Name: gloves Number: thirteen Colour: pink
5. Name: trousers/pants Number: six Colour: brown
6. Name: shirt Number: eleven Colour: purple

R.

1. Yes, it is. 6. Yes, it is.
2. No, he isn't. 7. Yes, they are.
3. No, she isn't. 8. No, it isn't.
4. Yes, it is. 9. Yes, it is.
5. No, they aren't. 10. No, it isn't.

S.

1. I have got a yellow dress and a green hat.
2. I have got a blue shirt and a brown coat.
3. I have got a red umbrella and white glasses.
4. I have got a pink scarf and purple gloves.
5. I have got a black T-shirt and orange shoes.
6. I have got green glasses and a yellow T-shirt.
7. I have got blue pants/trousers and a white shirt.
8. I have got an orange dress and a red hat.

T.

1. A: What have you got? / B: I have got a big nose.
2. A: What colour are your eyes? / B: They are blue.
3. A: How is the weather? / B: It is / It's cold.
4. A: What day is it today? / B: It is / It's Sunday today.
5. A: How old are you? / B: I am / I'm twenty

years old.

6. A: How many arms have you got? / B: I have got two arms.
7. A: Is it your birthday today? / B: No, it isn't.
8. A: Has she got long legs? / B: Yes, she has.

U.

Dialogue 2:

You: What's your name? / Tom: My name is Tom. / You: How old are you? / Tom: I'm fifteen. / You: What colour are your eyes? / Tom: They are green. / You: What have you got? / Tom: I've got a white shirt.

Dialogue 3:

You: What's your name? / Mia: My name is Mia. / You: How old are you? / Mia: I'm thirteen. / You: What colour are your eyes? / Mia: They are brown. / You: What have you got? / Mia: I've got a pink dress.

Dialogue 4:

You: What's your name? / Sam: My name is Sam. / You: How old are you? / Sam: I'm nineteen. / You: What colour are your eyes? / Sam: They are black. / You: What have you got? / Sam: I've got blue trousers.

Multifaceted Assessment

1. nose - leg - ear 7. Has she got a big mouth?
2. green hair 8. It's hot.
3. I'm fourteen. 9. It is on the bed.
4. Picture 3 10. How many
5. red - yellow - green 11. Is it your birthday today?
6. What day is it today?

THEME 4: FAMILY LIFE

A.

1. mother - E 5. father - A
2. grandfather - D 6. baby - H
3. sister - B 7. daughter - G
4. brother - C 8. grandmother - F

B.

1. father-baba 6. brother-erkek kardeş
2. sister-kız kardeş 7. family-aile
3. baby-bebek 8. mother-anne
4. grandma-büyükanne 9. grandpa-büyükbaba
5. son-erkek evlat

Answer Key

10. daughter - kız evlat

C.

- | | |
|-------------------------|---------------------------|
| 1. grandpa - büyükbaba | 6. dad - baba |
| 2. mother - anne | 7. sister - kız kardeş |
| 3. daughter - kız evlat | 8. brother - erkek kardeş |
| 4. grandma - büyükanne | 9. baby - bebek |
| 5. son - erkek evlat | 10. family - aile |

D.

- | | |
|----------------------------|---------------------------|
| 1. kız evlat - daughter | 7. güzel - beautiful |
| 2. uzun boylu - tall | 8. sarışın - blond |
| 3. baba - father | 9. erkek kardeş - brother |
| 4. büyükbaba - grandfather | 10. hoş - nice |
| 5. yakışıklı - handsome | 11. arkadaş - friend |
| 6. anne - mother | 12. kısa boylu - short |

E.

- | | |
|---------------------------|---------------------|
| 1. sister (kız kardeş) | 5. mother (anne) |
| 2. father (baba) | 6. grandpa |
| 3. brother (erkek kardeş) | (büyükbaba) |
| 4. grandma (büyükanne) | 7. baby (bebek) |
| | 8. friend (arkadaş) |

F.

- | | | |
|-------------------|----------------|------------|
| 1. a. father | b. grandfather | c. brother |
| 2. a. grandmother | b. sister | c. mother |
| 3. a. mum | b. baby | c. dad |
| 4. a. grandpa | b. mother | c. grandma |

G.

- | |
|--------------------------------------------|
| 1. A: Who is he? / B: He is my father. |
| 2. A: Who is she? / B: She is my mother. |
| 3. A: Who is he? / B: He is my son. |
| 4. A: Who is she? / B: She is my daughter. |
| 5. A: Who is he? / B: He is my grandpa. |
| 6. A: Who is he? / B: He is my baby. |
| 7. A: Who is she? / B: She is my grandma. |
| 8. A: Who is she? / B: She is my sister. |
| 9. A: Who is he? / B: He is my brother. |
| 10. A: Who is she? / B: She is my friend. |

H.

1. grandfather (büyükbaba) - He is my grandfather.

2. grandmother (büyükanne) - She is my grandmother / grandma.

3. mother / mum (anne) - She is my mother / mum.

4. father / dad (baba) - He is my father / dad.

5. brother (erkek kardeş) - He is my brother.

6. sister (kız kardeş) - She is my sister.

7. baby (bebek) - He is my parents' baby.

I.

- | | |
|----------------------------|----------------------------|
| 1. She is my daughter. | 6. My father is handsome. |
| 2. He is my grandfather. | 7. She has got blond hair. |
| 3. Who is this man? | 8. He is a tall boy. |
| 4. My mother is beautiful. | 9. My sister is short. |
| 5. He is my brother. | 10. He has got blue eyes. |

J.

Family Members:

- | | |
|----------------|----------------|
| 1. grandmother | 5. son |
| 2. brother | 6. mother |
| 3. daughter | 7. grandfather |
| 4. father | 8. sister |

Appearance:

- | | | |
|-------------|----------|--------------|
| 1. blond | 4. small | 7. beautiful |
| 2. short | 5. nice | |
| 3. handsome | 6. tall | |

Eye Colour:

- | | | |
|----------|---------|----------|
| 1. black | 3. dark | 5. brown |
| 2. green | 4. blue | |

K.

- | | |
|---------------------------------|----------------------------|
| 1. He is tall. | 6. My sister is beautiful. |
| 2. She is my mother. | 7. His hair is blond. |
| 3. He is handsome. | 8. He is my dad. |
| 4. What colour eyes has he got? | 9. She's got green eyes. |
| 5. She is short. | 10. Who's this girl? |

L.

- | | |
|--------------------------|---------------------------|
| 1. She is my mother. | 5. He is my baby. |
| 2. He is my grandfather. | 6. She is my grandmother. |
| 3. She is my sister. | 7. She is my daughter. |
| 4. He is my son. | 8. He is my father. |

M.

- | |
|------------------------------------------------|
| 1. Şule is my sister. She has got blue eyes. |
| 2. Arif is my father. He has got black eyes. |
| 3. Melis is my mother. She has got green eyes. |
| 4. Faruk is my brother. He has got brown eyes. |
| 5. Sila is my grandma. She has got black eyes. |
| 6. Ali is my grandpa. He has got green eyes. |
| 7. Nil is my daughter. She has got blue eyes. |
| 8. Bekir is my son. He has got black eyes. |
| 9. Demet is my mum. She has got blue eyes. |
| 10. Levent is my dad. He has got brown eyes. |

N.

- | | |
|-------------------|-------------------|
| tirse ➡ sister | pargnad ➡ grandpa |
| dramgan ➡ grandma | hoemtr ➡ mother |
| tafhre ➡ father | rohbrte ➡ brother |

Family Words:

- | | | |
|------------|-----------|------------|
| 1. grandpa | 3. father | 5. sister |
| 2. grandma | 4. mother | 6. brother |

Questions and Answers:

- | | |
|--------------------------|-------------------------|
| 1. He is Sue's grandpa. | 4. She is Sue's mother. |
| 2. She is Sue's grandma. | 5. She is Sue's sister. |
| 3. He is Sue's father. | 6. He is Sue's brother. |

O.

- | |
|------------------------------------------|
| 1. He is Larry's father / dad. |
| 2. She is Larry's grandmother / grandma. |
| 3. He is Larry's brother. |
| 4. Yes, he is. |
| 5. She is Larry's mother / mum. |
| 6. No, she isn't. |
| 7. She is Larry's sister. |
| 8. He is Larry's grandfather / grandpa. |

P.

- | |
|-------------------------------------|
| 1. mother / mum - brother |
| 2. father / dad - son |
| 3. mother / mum - daughter |
| 4. grandfather / grandpa - daughter |
| 5. daughter - father / dad |
| 6. mother / mum - son |
| 7. grandmother / grandma - son |
| 8. brother / daughter |

Q.

1. My sister is short.
2. My baby is very nice.
3. My mother's hair is blond.
4. My brother is tall.
5. My mother is beautiful.
6. My grandpa is tall.
7. My father is handsome.
8. My grandma is nice.
9. My sister has got blue eyes.

R.

1. My brother has got black eyes.
2. My grandmother's hair is short.
3. My father has got blue eyes.
4. My mother is tall.
5. My grandpa's got brown eyes.
6. My sister has got blond hair.
7. My baby has got black eyes.
8. My brother is handsome.
9. He is my grandfather / grandpa.
10. My friend is short.

S.

1. beautiful / black - She's my daughter.
2. tall / brown - He's my grandpa.
3. short / brown - He's my brother.
4. beautiful / blue - She's my mother.
5. nice / green - She's my sister.
6. handsome / black - He's my father.
7. tall / blue - He's my son.
8. short / black - She's my grandma.

Multifaceted Assessment

1. daughter
2. father - son
3. green
4. She is my mother.
5. He has got blond hair.
6. Picture 2
7. Is her father handsome?
8. 1. grandmother, 6. sister
9. Who is he?
10. Family Members
11. son

THEME 5: HOMES-HOUSES-NEIGHBOURHOODS

A.

- a.
1. bed - yatak
2. garden - bahçe
3. balcony - balkon
4. bedroom - yatak odası

b.

1. kitchen - mutfak
2. rabbit - tavşan
3. claw - pençe
- c.
1. sofa - kanepa
2. beak - gaga
3. bathroom - banyo
- d.
1. cat - kedi
2. doorbell - kapı zili
- e.
1. pet - evcil hayvan
2. dog - köpek
- f.
1. paw - pati
2. house - ev
3. on - üstünde
3. tail - kuyruk
4. sitting room - oturma odası
4. dining room - yemek odası
3. whiskers - büyük
4. coffee table - sehpa
4. living room - oturma odası

B.

1. claw - h
2. living room - g
3. sofa - a
4. beak - e
5. bathroom - b
6. coffee table - ı
7. kitchen - i
8. dining room - c
9. rabbit - d
10. balcony - f

C.

1. bedroom - yatak odası
2. doorbell - kapı zili
3. claw - pençe
4. balcony - balkon
5. bird - kuş
6. tail - kuyruk
7. sitting room - oturma odası
8. bathroom - banyo
9. coffee table - sehpa
10. dining room - yemek odası
11. dog - köpek
12. dollhouse - oyuncak bebek evi
13. sofa - kanepa
14. kitchen - mutfak

D.

1. kitchen
2. bedroom
3. bathroom
4. sitting room
5. dollhouse
6. balcony
7. dining room
8. garden
9. sofa
10. doorbell

E.

1. whiskers - büyük
2. dining

room - oturma odası

3. tail - kuyruk
4. coffee table - sehpa
5. kitchen - mutfak
6. claw - pençe
7. beak - gaga
8. bathroom - banyo
9. dollhouse - oyuncak bebek evi
10. bedroom - yatak odası
11. sitting room - oturma odası
12. bed - yatak

F.

1. This is a living room.
2. This is a bedroom.
3. This is a kitchen.
4. This is a garden.
5. This is a dollhouse.
6. This is a dining room.
7. This is a bathroom.
8. This is a balcony.

G.

1. rabbit - The rabbit is in the garden.
2. dog - The dog is on the table.
3. cat - The cat is in the living / sitting room.
4. bird / The bird is in the bathroom.
5. turtle / The turtle is on the bed.
6. fish / The fish is in the aquarium.
7. dog / The dog is in the bedroom.
8. parrot / The parrot is on the sofa.

H.

1. The bed is in the bedroom.
2. The dog is in the garden.
3. The cat is on the sofa.
4. The table is in the dining room.
5. The rabbit is on the chair.
6. The clock is in the sitting / living room.
7. The bird is on the bed.
8. The fridge is in the kitchen.
9. The fish is on the table.
10. The girl is in the bathroom.

I.

1. The parrot's got a beak.
2. The dog has got a tail.
3. We have got a red fish.
4. The rabbit's got four paws.
5. She has got a dollhouse.
6. We've got two birds.
7. I have got three cats.
8. The cat's got whiskers.
9. She has got a sofa.
10. He's got a coffee table.

Answer Key

J.

1. We have got two pets. - Biz iki tane evcil hayvana sahibiz.
2. There is a dog in the kitchen. - Mutfakta bir tane köpek var.
3. Where is the rabbit? - Tavşan nerede?
4. The bed is in the bedroom. - Yatak, yatak odasıdır.
5. This is a coffee table. - Bu bir sehpa.
6. There are five cats in the garden.- Bahçede altı tane kedi var.
7. He has got six white rabbits.- O, altı tane beyaz tavşana sahip.
8. Have you got a blue bird? - Mavi bir kuşa sahip misin?

K.

1. Where is the chair? 6. What has he got?
2. How many dogs on the table? 7. Where is she?
3. What have you got? 8. Have you got a rabbit?
4. What colour is the bird? 9. How many cats on the balcony?
5. What is this? 10. What colour tail has the dog got?

L.

1. five birds / garden bathroom
2. a gold fish / table 8. a clock / dollhouse
3. a table / kitchen 9. two cats / sofa
4. four turtles / balcony 10. eleven chairs / dining room
5. two sofas / sitting room 11. a rabbit / chair
6. a bed / bedroom 12. seven books / coffee table
7. three dogs /

M.

1. There are seventeen rabbits in the garden.
2. There are four sofas in the living room.
3. There are eight dogs in the bathroom.
4. There are two turtles in the dining room.
5. There are twelve chairs in the kitchen.
6. There is a / one bed in the bedroom.
7. There is a/one coffee table in the dollhouse.
8. There are twenty birds on the balcony.

9. There are fifteen cats in the garden.

N.

1. A: Have they got three dogs? / B: No, they've got four dogs.
2. A: Has he got a coffee table? / B: No, he hasn't.
3. A: Has she got a gold fish? / B: Yes, she has.
4. A: Have you got two cats? / B: Yes, I have.
5. A: What has she got? / B: She has got two sofas.
6. A: What have you got? / B: I've got a rabbit and a cat.

O.

1. Where is the clock? - The clock is in the dollhouse.
2. Where is the dog?- The dog is in the bathroom.
3. Where is the cat? - The cat is in the kitchen.
4. Where is the bed? - The bed is in the bedroom.
5. Where is the book? - The book is on the coffee table.
6. Where is the rabbit? - The rabbit is on the bed.
7. Where is the sofa? - The sofa is in the sitting room.
8. Where is the turtle? - The turtle is in the garden.
9. Where is the boy? - The boy is on the balcony.
10. Where is the fish? - The fish is on the chair.

P.

Parts of the House and House Furniture:

1. The chair is in the dollhouse.
2. The table is in the dining room.
3. The mirror is in the bathroom.
4. The fridge is in the kitchen.
5. The bed is in the bedroom.
6. The sofa is in the living room.

Pets and Parts of Their Bodies:

1. A bird has got a beak.
2. A fish has got a tail.
3. A rabbit has got claws.
4. A parrot has got wings.

5. A cat has got whiskers.

6. A dog has got paws.

Q.

1. BATHROOM - H
2. DOORBELL - O
3. DOLLHOUSE - U
4. SOFA - S
5. KITCHEN - E
6. FISH - F
7. FOUR - U
8. GARDEN - R
9. DINING ROOM - N
10. LIVING ROOM - I
11. TABLE - T
12. TURTLE - U
13. RABBIT - R
14. BEAK - E

Secret Word: HOUSE FURNITURE

R.

Parts of the House:

- | | |
|---------------|-------------|
| ✿ living room | ✿ garden |
| ✿ dining room | ✿ dollhouse |
| ✿ kitchen | ✿ balcony |
| ✿ bedroom | ✿ bathroom |

House Furniture:

- | | |
|----------------|---------|
| ✿ fridge | ✿ lamp |
| ✿ sofa | ✿ chair |
| ✿ mirror | ✿ table |
| ✿ coffee table | ✿ bed |

Pets in the House:

- | | | |
|----------|--------|-------|
| ✿ rabbit | ✿ bird | ✿ cat |
| ✿ fish | ✿ dog | |

Parts of the Pets' Bodies

- | | | |
|------------|--------|-------|
| ✿ whiskers | ✿ beak | ✿ paw |
| ✿ claw | ✿ tail | |

S.

1. have got
2. There are
3. has got
4. There is
5. There are
6. has got
7. have got
8. There is
9. There are
10. has got

T.

1. No, I haven't. I have got a gray rabbit.
2. She has got a brown dog and an orange cat.
3. Yes, they have.
4. I / We have got a table and four chairs.
5. No, he hasn't. He has got a brown dog.
6. No, I/we haven't. I/We got a blue bird in the garden.
7. She has got a doll and a teddy bear.

8. Yes, I have. / Yes, we have.
9. No, I/we haven't. I/We've got two pets in the house.

U.

- There is one cat in the kitchen.
- I have got six black dogs.
- The sofa is in the living room.
- There are three rabbits in the garden.
- We have got three pets.
- There is a big table in the kitchen.
- A cat has got four paws.
- Where is your green bird?
- Have you got a dog?
- The coffee table is in the sitting room.

Multifaceted Assessment

- | | |
|---------------------------------|-------------------------------|
| 1. fridge | 7. What has your brother got? |
| 2. Picture 1 | 8. whiskers |
| 3. living room - sitting room | 9. House Furniture |
| 4. There is a dog on the table. | 10. (1) Bedroom, (2) Table |
| 5. I have got a gray cat. | 11. What colour are her cats? |
| 6. bathroom | |

THEME 6: LIFE IN THE CITY - THE WORLD

A.

a.

- | | |
|------------------|-------------------------|
| 1. apple - elma | ispanak |
| 2. grapes - üzüm | 4. cucumber - salatalık |
| 3. spinach - | |

b.

- | | |
|---------------------|-----------------------------|
| 1. tomato - domates | 4. cauliflower - karnabahar |
| 2. carrot - havuç | |
| 3. cherry - kiraz | |

c.

- | | |
|-------------------|---------------------|
| 1. pepper - biber | 3. banana - muz |
| 2. pear - armut | 4. zucchini - kabak |

d.

- | | |
|----------------------|--------------------|
| 1. orange - portakal | 3. bread - ekmek |
| 2. meat - et | 4. chicken - tavuk |

e.

- | | |
|-------------------|----------------------|
| 1. bean - fasulye | 3. garlic - sarımsak |
| 2. water - su | 4. lettuce - marul |

f.

- | | |
|-----------------------|-----------------------|
| 1. fish - balık | 3. egg - yumurta |
| 2. broccoli - brokoli | 4. strawberry - çilek |

B.

- | | | |
|-----------|----------------|-----------|
| 1. banana | 5. cucumber | 9. coffee |
| 2. garlic | 6. cauliflower | 10. tea |
| 3. pepper | 7. pear | |
| 4. fish | 8. carrot | |

C.

- | | |
|-----------------|-----------------|
| 1. beans - D | 7. chicken - C |
| 2. tomatoes - L | 8. milk - K |
| 3. lettuce - A | 9. cherries - B |
| 4. orange - J | 10. spinach - G |
| 5. meat - H | 11. grapes - I |
| 6. water - F | 12. pepper - E |

D.

BASIC FOOD:

- | | | |
|-----------|--------|---------|
| ✿ chicken | ✿ meat | ✿ bread |
| ✿ egg | ✿ fish | |

VEGETABLES:

- | | | |
|------------|---------------|------------|
| ✿ cucumber | ✿ cauliflower | ✿ zucchini |
| ✿ carrot | ✿ pepper | ✿ potato |
| ✿ beans | ✿ garlic | ✿ lettuce |

LIQUIDS:

- | | | |
|----------|---------|--------|
| ✿ tea | ✿ water | ✿ milk |
| ✿ coffee | ✿ ayran | |

FRUITS:

- | | | |
|--------------|----------|----------|
| ✿ banana | ✿ grapes | ✿ cherry |
| ✿ strawberry | ✿ apple | ✿ orange |
| ✿ tomato | ✿ pear | |

E.

- | | |
|-----------------|--------------------|
| 1. tea - E | 6. meat - D |
| 2. carrot - H | 7. pear - I |
| 3. chicken - J | 8. milk - A |
| 4. cherries - G | 9. cauliflower - C |
| 5. tomatoes - B | 10. grapes - F |

F.

- What is this? / This is a potato.
- What is this? / This is an orange.
- What is this? / This is a carrot.
- What is this? / This is a banana.
- What is this? / This is a pepper.

- What is this? / This is an egg.
 - What is this? / This is a cucumber.
 - What is this? / This is an apple.
 - What is this? / This is a pear.
 - What is this? / This is a strawberry.
- G.
- David / He has got some bread.
 - Kate / She has got some beans.
 - Larry / He has got three pears.
 - Sonia / She has got an egg.
 - Tony / He has got four oranges.
 - Mandy / She has got some meat.
 - Brian / He has got some milk.
 - Gloria / She has got some cherries.
 - Robin / He has got some/five carrots.
 - Claire / She has got some/nine tomatoes.

H.

- | | |
|----------------------|----------------------|
| 1. You: No, I don't. | 6. You: No, I don't. |
| 2. You: Yes, I do. | 7. You: Yes, I do. |
| 3. You: Yes, I do. | 8. You: No, I don't. |
| 4. You: No, I don't. | 9. You: No, I don't. |
| 5. You: Yes, I do. | 10. You: Yes, I do. |

I.

- There is a banana in the kitchen.
- There are some carrots in the kitchen.
- There is an orange in the kitchen.
- There are some beans in the kitchen.
- There are some grapes in the kitchen.
- There is a cucumber in the kitchen.
- There are some strawberries in the kitchen.
- There is a pepper in the kitchen.
- There are some potatoes in the kitchen.
- There are some bread in the kitchen.
- There is an egg in the kitchen.
- There are some cherries in the kitchen.

J.

- Is there an orange in the kitchen?
- Are there any eggs in the kitchen?
- Is there an apple in the kitchen?
- Are there any cherries in the kitchen?

Answer Key

5. Is there a cucumber in the kitchen?
6. Are there any grapes in the kitchen?
7. Is there a tomato in the kitchen?
8. Is there a potato in the kitchen?
9. Are there two peppers in the kitchen?
10. Are there any pears in the kitchen?

K.

- | | |
|------------------------------|---------------------------------|
| 1. She has got some water. | 6. They have got some coffee. |
| 2. I have got a banana. | 7. He has got some spinach. |
| 3. She has got a pear. | 8. She's got some strawberries. |
| 4. I have got some zucchini. | 9. He's got some cherries. |
| 5. I've got some lettuce. | 10. He has got some broccoli. |

L.

1. Do you like oranges? / Yes, I do.
2. Do you like strawberries? / No, I don't.
3. Do you like milk? / Yes, I do.
4. Do you like cucumbers? / No, I don't.
5. Do you like potatoes? / Yes, I do.
6. Do you like tea? / No, I don't.
7. Do you like fish? / Yes, I do.
8. Do you like carrots? / No, I don't.
9. Do you like chicken? / Yes, I do.
10. Do you like tomatoes? / No, I don't.

M.

Conversation 1:

- ✿ Do you like eggs?
- ✿ Yes, I do.
- ✿ Can I have an egg?
- ✿ Yes, you can.

Conversation 2:

- ✿ What is this?
- ✿ It is a banana.
- ✿ Do you like bananas?
- ✿ Yes, I do.

Conversation 3:

- ✿ What have you got?
- ✿ I have got pears.
- ✿ How many pears have you got?
- ✿ I've got fifteen pears.

Conversation 4:

- ✿ Have you got any apples?
- ✿ Yes, I have.
- ✿ What colour are your apples?
- ✿ They are green.

N.

- | | |
|---------------------|---------------------|
| 1. carrot / orange | 6. strawberry / red |
| 2. tomato / red | 7. orange / orange |
| 3. cucumber / green | 8. egg / white |
| 4. banana / yellow | 9. beans / brown |
| 5. potato / brown | 10. grapes / purple |

O.

- | | |
|-------------------------------------|----------------------------------|
| 1. pear / Yes, there is. | 6. bananas / No, there aren't. |
| 2. strawberries / No, there aren't. | 7. carrot / Yes, there is. |
| 3. cucumber / No, there isn't. | 8. grapes / No, there aren't. |
| 4. cherries / Yes, there are. | 9. orange / Yes, there is. |
| 5. apple / Yes, there is. | 10. potatoes / No, there aren't. |

P.

- | | |
|------------------------------------|------------------------------|
| 1. like zucchini / No, I don't. | 6. like coffee / Yes, I do. |
| 2. like lettuce / Yes, I do. | 7. like milk / No, I don't. |
| 3. like cauliflower / No, I don't. | 8. like tea / Yes, I do. |
| 4. like broccoli / Yes, I do. | 9. like ayran / No, I don't. |
| 5. like spinach / No, I don't. | 10. like garlic / Yes, I do. |

Q.

- | | |
|------------------------------|----------------------------|
| 1. Can I have some meat? | 6. Can I have some grapes? |
| 2. Can I have some cherries? | 7. Can I have some water? |
| 3. Can I have an orange? | 8. Can I have an apple? |
| 4. Can I have some ayran? | 9. Can I have a tomato? |
| 5. Can I have some chicken? | 10. Can I have some bread? |

R.

1. Can I have some chicken? / Yes, you can.
2. Can I have an orange? / No, you can't.

3. Can I have some beans? / No, you can't.
4. Can I have some cherries? / Yes, you can.
5. Can I have a cucumber? / No, you can't.
6. Can I have a banana? / Yes, you can.
7. Can I have some bread? / No, you can't.
8. Can I have some fish? / Yes, you can.
9. Can I have a pear? / Yes, you can.
10. Can I have some grapes? / No, you can't.

S.

- | | |
|------------------------------|----------------------------|
| 1. It is an orange. | 8. No, I don't. |
| 2. It is red. | 9. No, there aren't. |
| 3. Yes, you can. | 10. They are on the table. |
| 4. No, I haven't. | |
| 5. I have got twenty apples. | 11. I've got some peppers. |
| 6. Yes, there is. | 12. He has got ten pears. |
| 7. Yes, she has. | |

T.

1. A: Can I have some tea? / B: No, you can't.
2. A: Can I have a banana? / B: Yes, you can.
3. A: Can I have some strawberries? / B: Yes, you can.
4. A: Can I have an orange? / B: No, you can't.
5. A: Can I have some grapes? / B: No, you can't.
6. A: Can I have some coffee? / B: Yes, you can.
7. A: Can I have some beans? / B: Yes, you can.
8. A: Can I have a pear? / B: No, you can't.
9. A: Can I have an apple? / B: No, you can't.
10. A: Can I have some water? / B: Yes, you can.

Multifaceted Assessment

- | | |
|--------------------------------------|-------------------|
| 1. lettuce | 7. Yes, I do. |
| 2. cauliflower-
zucchini- spinach | 8. Vegetables |
| 3. Do you like
strawberries? | 9. banana |
| 4. Can I have some
chicken? | 10. Picture 1 |
| 5. Are there / eggs | 11. I am thirsty. |
| 6. milk | 12. There is |

Süreç Odaklı Ders Ders Fasiküller

